



ENDICOTT  
COLLEGE

BEVERLY, MASSACHUSETTS



FACTS & FIGURES

*Fall 2017*

# THE COLLEGE

## FAST FACTS

Address .....	376 Hale Street, Beverly, MA 01915 USA
Phone .....	(978) 927-0585
Fax Number .....	(978) 927-0084
President .....	Dr. Richard E. Wylie
Founded .....	1939
Colors .....	Navy Blue and Green
Nickname .....	Gulls

## ACCREDITATION

Endicott College was founded in 1939 and accredited by the New England Association of Schools and Colleges (NEASC) in 1952. Recent accreditation visits and reports have included the ten-year comprehensive evaluation, an articulation agreement with the New York Film Academy, and a visit to Madrid, Spain. Endicott’s next comprehensive accreditation activity will be a five-year interim report in 2022.

## MISSION STATEMENT

Shaped by a bold entrepreneurial spirit, Endicott College offers students a vibrant academic environment that remains true to its founding principle of integrating professional and liberal arts with experiential learning, including internship opportunities across disciplines. The College fosters a spirit of excellence by creating a challenging yet supportive and inclusive environment in which students are encouraged to take intellectual risks, pursue scholarly and creative interests, contribute to the community, and explore diverse career paths. Endicott is committed to supporting the personal and professional development of its students, preparing them to assume meaningful roles within the greater community, both domestically and internationally.

## STATEMENT OF NONDISCRIMINATION

Endicott College is an affirmative action/equal opportunity employer and is committed to the principles of equal employment and complies with all federal, state, and local laws and regulations advancing equal employment. The College’s objective is to employ individuals qualified and/or trainable for open positions by virtue of job-related education, training, experience, and qualifications without regard to sex, race, religion, color, age, physical disability, sexual orientation, national or ethnic origin or citizenship, veteran status, genetic information, pregnancy, or any other status protected by law.

## U.S. NEWS & WORLD REPORT

### BEST COLLEGES 2017

Endicott College was ranked in the top tier of Northern Regional Universities at #51 out of 195 institutions, was included in the lists of Best Colleges for Veterans and A+ Schools for B Students, and was recognized for a stellar example of experiential learning through internships or co-ops.

## CHRONICLE OF HIGHER EDUCATION

### GREAT COLLEGES TO WORK FOR 2010, 2011, 2012, 2013, 2014, 2015, 2016, 2017

In 2017 Endicott College was recognized for the eighth consecutive year as a Great College to Work For. Endicott received honors in the following categories: Collaborative Governance; Compensation and Benefits; Confidence in Senior Leadership; Facilities, Workspace, and Security; Job Satisfaction; Professional/Career Development Programs; Respect and Appreciation; and Teaching Environment (Faculty Only). Endicott once again was honored as one of 42 institutions on the Honor Roll, which the *Chronicle* categorizes as “the best of the best” for being cited most often across all recognition categories.





## INTERNSHIP AT ENDICOTT

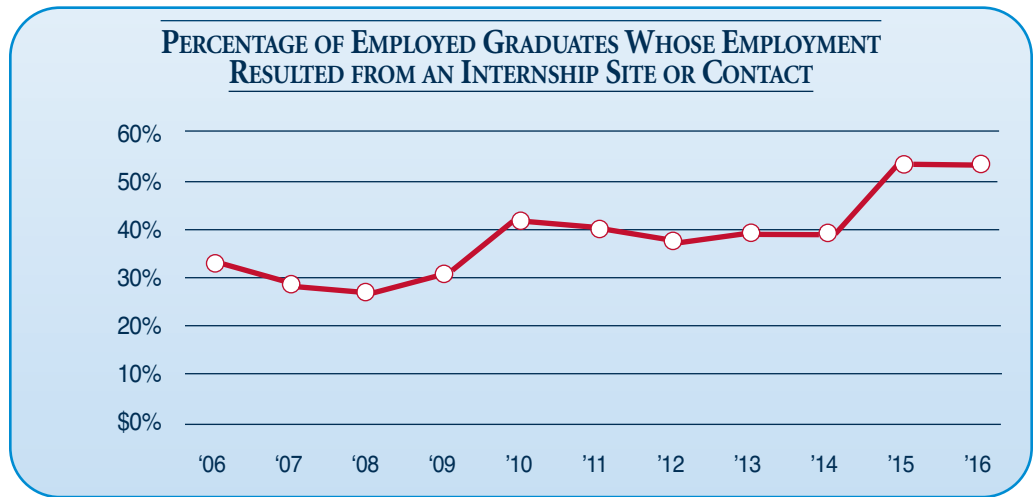
Endicott’s internship program was recognized as a Model of Excellence by *University Business Magazine* in 2016, and in 2017 Endicott was recognized by *U.S. News and World Report* as one of 22 institutions nationwide as a stellar example of internships/co-ops.

### KEY INTERNSHIP SITES, 2016–17

Examples include: *Artscope Magazine*, Beth Israel Deaconess Medical, Blue Cross Blue Shield, Boston Celtics, *Boston Magazine*, Boston Center for the Arts, California Closets, Cell Signaling Technology, Comcast Sports New England, Country Music Association, Crane Estate, Disney, EBSCO, Electric Insurance, EMC, Ernst & Young, FEMA, Fidelity Investments, Four Seasons Hotel, Gorton’s Seafood, KPMG, Mass Audubon, Massachusetts State House, Massachusetts State Police, Museum of Science, Peabody Essex Museum, PwC, PUMA, Sony, Tommy Hilfiger, United Way, Unum, WHDH TV-7 News Boston, and Windover Development.

### EMPLOYMENT DATA RELATED TO INTERNSHIP SITES

Surveys and other data collected on Endicott graduates one year after they have earned their undergraduate degrees continually demonstrate a correlation between internship sites and employment.



## INTERNSHIP DATA

Number of Internships required in all majors (for traditional undergraduates)	3
Number of students on internship in January 2017 (120-hour)	523
Number of students on internship in summer 2017 (120-hour)	625
Number of students on full-semester internships 2016–17	465
Number of states represented (internship sites)	32
Number of countries represented (internship sites)	17
Alumni involvement and internship sites	152

## EMPLOYEES

### Faculty and Academic Staff

Full-time faculty and teaching administration .....	189
Part-time teaching faculty (traditional undergraduate) .....	196
Part-time teaching faculty (graduate/adult accelerated) .....	217
Percentage of full-time instructional faculty with a terminal degree .....	69%

### Total Number of Employees

Full-time .....	478
Part-time .....	479
Total head count .....	957

## DIRECT IMPACT ON THE LOCAL ECONOMY

*The following values are based on fiscal year 2017, ending June 30, 2017.*

*Please note that the calculations listed here are actual measurements and do not include an economic multiplier.*

Payroll – total compensation paid .....	\$40.6 million
Taxes paid to the Commonwealth of Massachusetts .....	\$2.4 million
Local purchases – supplies, equipment, etc. ....	\$21.8 million
Utilities – gas, electric, oil, sewage, water .....	\$3.4 million
Estimated expenditures of students who live on campus <sup>1</sup> .....	\$8.0 million
Estimated expenditures of parents, alumni, and other College visitors <sup>2</sup> .....	\$4.7 million
<b>Subtotal</b> .....	<b>\$81.0 million</b>
Capital projects paid to Massachusetts companies .....	\$9.8 million
<b>Total</b> .....	<b>\$90.8 million</b>
Cash and in-kind gifts donated to the local community .....	\$1.2 million

<sup>1</sup> *Student expenditures based on average of \$3,324 per year per full-time student. Estimated expenses include \$1,275 for books, \$1,000 for transportation, and \$1,000 for personal/miscellaneous spending.*

<sup>2</sup> *Based on a conservative estimate of 197,417 visitors per year spending an estimated average of \$23.84 on goods and services in the local economy.*

## COMMUNITY SERVICE

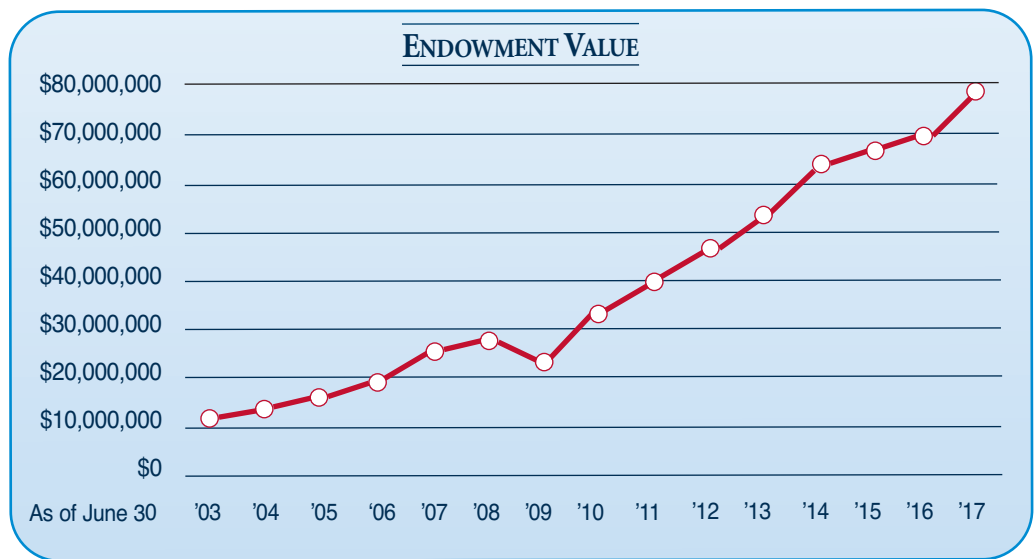
Total number of community service hours .....	20,388
Dollar value of donated community service hours <sup>1</sup> .....	\$609,179
Total number of students participating in service .....	1,347
Percent of the Endicott student body participating in community service .....	50%
State average <sup>2</sup> .....	28%
National average <sup>2</sup> .....	25%
Funds raised from various community service projects .....	\$80,488

<sup>1</sup> *Source: Bureau of Labor Statistics, <http://theindependentsector.org>*

<sup>2</sup> *Source: Corporation for National Community Service*

## ENDOWMENT

Market value as of June 30, 2017 ( <i>at time of reporting</i> )	~ \$78.6 million
as of June 30, 2016	\$67.2 million
as of June 30, 2015	\$64.8 million
as of June 30, 2014	\$62.2 million
as of June 30, 2013	\$51.5 million
as of June 30, 2012	\$44.9 million
as of June 30, 2011	\$38.7 million
as of June 30, 2010	\$31.2 million
as of June 30, 2009	\$21.1 million
as of June 30, 2008	\$25.2 million



## INSTITUTIONAL ADVANCEMENT

The Office of Institutional Advancement raises funds from a variety of the College's constituencies—alumni, parents, friends, employees, corporations, and foundations. Private support given to the College helps in funding academics, financial aid, library resources, scholarships, faculty, athletic programs, campus facilities, and the endowment.

Total philanthropic contributions, FY 2016–2017	\$3,090,656
Total Annual Fund contributions, FY 2016–2017	\$1,320,855
Number of alumni donors	2,807
Number of parent donors	2,245

## CAMPAIGN UPDATES

*AS OF JUNE 30, 2017*

Opening Doors Scholarship Campaign	\$5.3 million raised toward \$15.0 million goal
------------------------------------	---

## ALUMNI

In FY 2016–2017, the Endicott College Alumni Association hosted 1,534 guests at 62 alumni events around the world. Alumni play an active role with the College through career panels, mentoring, business case studies, internship sites, and much more.

Number of living alumni	26,751
Number of international alumni	1,416
Countries represented	106
Number of Malden Hospital School of Nursing alumni	726



## ATHLETICS

Endicott has participated in NCAA Division III athletics since 1993.

Athletic teams – intercollegiate (men’s/women’s/mixed)	10/10/1
Athletic teams – club level (men’s/women’s)	2/4
Intercollegiate Student Athletes (2016–17)	
Men/women	302/212
Academic All-Conference athletes	203
Athletic All-Conference athletes	103
Athletic All American (2016–17/all time)	6/61
Conference major award winners (2016–17)	18
CoSIDA <sup>1</sup> Academic All Americans (2016–17/all time)	1/7
CoSIDA <sup>1</sup> Academic All-District (2016–17/all time)	3/24
Intercollegiate head coaches (full-time/part-time)	17/2
Certified athletic trainers	5
Certified strength and conditioning coaches	5
NCAA appearances (2016–17/all time)	7/77
NCAA appearances past first round	26

<sup>1</sup> College Sports Information Directors of America



## CONFERENCE AFFILIATIONS

Commonwealth Coast Conference (primary), Colonial Hockey Conference, Colonial Coast Rugby Conference, Intercollegiate Horse Show Association, New England Collegiate Conference, U.S. Rowing

## ATHLETIC FACILITIES

Bourque Arena	40,000 square feet, 1,000 spectators
Hempstead Stadium	artificial turf, resurfaced in 2014, 3,000 spectators
North Field	artificial turf, installed in 2012, 600 spectators
Post Center	86,000 square feet
Field House	resurfaced in 2016, 16,284 square feet
Fitness Center	2,400 square feet
McDonald Gymnasium	1,200 spectators
Softball Field	new infield in 2015, new fencing in 2016, 500 spectators
Tennis Courts	resurfaced in 2015, 6 courts, 50 spectators

## INTERNET PRESENCE

College website	<a href="http://www.endicott.edu">http://www.endicott.edu</a>
Mobile apps	<a href="http://m.endicott.edu">http://m.endicott.edu</a>
Athletics website	<a href="http://www.ecgulls.com">http://www.ecgulls.com</a>
Social media	<a href="http://endicott.edu/socialmedia">endicott.edu/socialmedia</a>

The College and many of its departments can be found on social media sites including Facebook, Flickr, Instagram, LinkedIn, Tumblr, Twitter, and YouTube.

## TUITION – ACADEMIC YEAR 2017–2018

### Traditional Undergraduate Programs

Tuition	\$31,454
Room and Board (standard)	\$14,900
Fees	\$700
Total	\$47,054

### Van Loan School

Undergraduate Programs	\$359/credit
ESL Level 0, 1, 2, 3 (Boston campus)	\$150/course
ESL Level 4 and 5 (Boston campus)	\$359/credit
Graduate Programs	
M.Ed.	\$478/credit
M.B.A., M.S. in Information Technology	\$717/credit
M.F.A. and M.A. in Interior Architecture, M.S. in Nursing	\$752/credit
M.S. in Homeland Security Studies	\$683/credit
Applied Behavior Analysis Certificate	\$552/credit
Autism Certificate	\$552/credit
Ed.D. in Educational Leadership (tuition)	\$5,227/semester
Ed.D. in Educational Leadership (curricular fee)	\$750/semester
Ph.D. in Applied Behavior Analysis	\$6,178/semester
Ph.D. in Nursing	\$5,150/semester
Doctoral Continuation Fee	\$1,200/semester

# THE CAMPUS

## PHYSICAL PLANT

Acreage .....	235
Buildings .....	56
Student residence facilities .....	33
Private beaches .....	3

## CAMPUS IMPROVEMENTS

New buildings since 1988 .....	35
Brindle Hall Updates, phase two .....	August 2017
Lodge patio improvement .....	September 2017
Post Center addition and renovation .....	October 2017
Road and sidewalk improvements .....	August 2017
Tower Hall second floor renovation .....	August 2017
Trexler Hall fire suppression .....	September 2017
Williston Townhouse renovations .....	August 2017

## WAX ACADEMIC CENTER PROJECT

Over the next three and a half years, Endicott will replace the Wax Academic Center with two new academic buildings totaling approximately 110,000 square feet. The project will include demolition of the existing structure, with new construction in two phases to create two interconnected buildings that will house the traditional undergraduate college, a new 1,000-seat auditorium and the Van Loan School.

## CLASSROOMS (MAIN CAMPUS)

Lecture classrooms .....	41
Specialty classrooms (program-specific, e.g. ceramics studio) .....	29
Seminar rooms .....	15
Laptop classrooms .....	6
Computer labs .....	5
Nursing labs .....	3
Science labs .....	8
Other specialty labs (e.g. education, fitness ) .....	7
Auditoriums, theaters .....	6
Mediated classrooms with fixed technology enhancements .....	94
Mediated classrooms with portable technology enhancements .....	11





## SUSTAINABILITY

In 2016, Endicott earned a Silver Rating for our first Sustainability Tracking Assessment and Rating System (STARS). In addition the College was recognized as one of the *Princeton Review's* 2016 Green Colleges and placed 16th in the 2017 national Recyclemania competition.

### Waste Reduction and Recycling

Waste diversion rate (recycling and food waste) .....	63%
Construction waste recycled .....	89%
Yard waste composting .....	100%
Food waste composted .....	100%
Trayless cafeteria waste reduction .....	30%

### Sustainability Efforts

- Comprehensive recycling program (paper, plastic, aluminum, tires, lamps, and batteries)
- Comprehensive controls on heat, air conditioning, and lighting
- Green roof on Manninen Center for the Arts
- High efficiency building standard for new heating and air conditioning
- Integrated pest management
- Local, vegetarian, and sustainable food options
- Low-flow (water) toilets, sinks, and showers
- Organic vegetable gardens
- Retrofitted lighting
- Solar covered parking lot
- Solar covered roof on ice rink
- Storm water retention and treatment
- Sustainability majors (environmental science), minors, and internships available
- Zipcar on campus, campus shuttle available

### Energy

On-site solar facilities .....	2
On-site solar facility size (total) .....	1,104 kw
Electricity savings from solar power generation .....	7%
Number of buildings with energy efficiency improvements .....	20
High efficiency laundry appliances .....	100%

### Grounds

Organically managed landscaped grounds .....	15%
--	-----



Solar panels on the Bourque Arena



# **MISSELWOOD EVENTS**

## *EVENT AND CONFERENCE FACILITIES ON ENDICOTT’S MAIN CAMPUS*

Endicott’s main campus offers 140,000 square feet of meeting space. Highlights include:

Auditoriums/theaters	5
Year-round meeting rooms	40
Largest classroom capacity	50
Largest banquet capacity (academic year)	200
Largest banquet capacity (summer )	700
Largest theater capacity	550
Largest reception capacity	700
Largest special event capacity (concerts, speakers, sporting)	2,000
On-site catering (three exclusive caterers for social events)	available
Seasonal oceanfront tent (heated/air cooled, 4,500 square feet)	1
Social event venues	9
Summer residential accommodations	up to 800
Wireless internet access	available

*Endicott’s Misselwood Estate has received the following honors:*

The Knot’s “Best of Weddings”	2011, 2012, 2013, 2015
The Knot’s “Best of Weddings” Hall of Fame	
Wedding Wire’s “Couple’s Choice Award”	2012, 2014, 2016

*Misselwood Events has received the following recognition:*

- One-Stop Certified by ACCED-I  
(Associations of Collegiate Conference and Event Directors – International)
- Unique Venues’ Best Outdoor Venue 2017 Nomination







## WYLIE INN AND CONFERENCE CENTER

Meeting space .....	17,500 square feet
Buildings (fully connected under one roof) .....	3
Meeting rooms .....	26
Auditorium seating .....	140
Ocean-view banquet capacity .....	200
The Inn .....	92 rooms, 94 beds
Fountain Café and Bar capacity .....	37
<i>Accredited by the International Association of Conference Centers (IACC)</i>	

## LIBRARY

Print, media, and course reserve holdings .....	114,889
Electronic books .....	159,780
Volumes available through NOBLE * .....	2,995,720
Online library databases available .....	175
Periodicals: electronic access .....	156,448
Circulation during academic year .....	9,274
Interlibrary Loans: items loaned .....	5,139
Interlibrary Loans: items received .....	2,267

\* *North of Boston Library Exchange*

## DINING

On-campus dining areas (Sodexo-run venues, Einstein Bros.) .....	4
Local businesses accepting Endicott Gull Card .....	14
Gull Card sales at area businesses (FY 2016–2017) .....	\$401,453



## ENDICOTT PUBLIC SAFETY

Divisions .....	Campus Police, Campus Safety
Types of officers .....	Sworn (full law enforcement authority) and Non-sworn
Hours of operation .....	24/7/365
Full-time/part-time officers .....	21/10
Types of patrol .....	foot, bike, four-wheeler, auto

### Safety Programs/Services

- Alcohol safety and prevention
- Crime prevention
- On-campus safety escorts
- Rape Awareness Defense (RAD)
- Surveillance camera system
- First Year Experience programming/safety education

The Clery crime statistics are available at [www.endicott.edu/crimestats](http://www.endicott.edu/crimestats)

## TECHNOLOGY SERVICES

- Cable television by DIRECTV/Campus Televideo, HD available
- Google apps for education – collaboration in an electronic environment
- One Card ID system  
(dining on and off campus, library, campus/building access, vending and laundry services)
- Technology Support Help Desk
- Partnerships with Micros Northeast, e-Academy, and Apple
- Printing stations and copy center available
- Wireless access in all buildings on campus via more than 800 interior and exterior access points
- Internet connections total more than 5.5 gigabytes per second

## ACADEMIC TECHNOLOGY SERVICES

- Academic software licensing, installation, and support
- Canvas learning management system
- Computer labs and mediated classroom maintenance and support
- Cyber café (open 24/7)
- Digital Media Center – HD video production studio
- Instructional technology training and support
- Instructional design support for faculty
- Media Services
- Mobile device management and support
- 285 PCs and Macs available for general student use

# ACADEMICS



## ACADEMIC SCHOOLS IN THE UNDERGRADUATE COLLEGE

**Arts and Sciences**

**Business**

**Communication**

**Education**

**Hospitality Management**

**Nursing**

**Sport Science and Fitness Studies**

**Visual and Performing Arts**

## DEGREE PROGRAMS OFFERED IN THE UNDERGRADUATE COLLEGE

### **Bachelor of Arts (B.A.)**

English, History, International Studies, Liberal Studies, Liberal Studies/Education

### **Bachelor of Fine Arts (BFA)**

Art Therapy, Graphic Design, Interior Design, Photography, Studio Art

### **Bachelor of Science (B.S.)**

Accounting, Applied Mathematics, Athletic Training, Bioengineering, Biology and Biotechnology, Business Management, Communication, Computer Science, Criminal Justice, Digital Media, Engineering\*, Entrepreneurship, Environmental Science, Exercise Science, Finance, Hospitality Management, Hotel Management, International Business, Marketing, Marketing Communication/Advertising, Mathematics, Nursing, Physical Education Teacher Licensure, Political Science, Psychology, Sport Management

*\* Approved by the Massachusetts Board of Higher Education. Pending approval by the New England Association of Schools and Colleges*



## GRADUATE DEGREE PROGRAMS

Offered through the Van Loan School at Endicott College

### **Doctor of Education (Ed.D.)**

Educational Leadership

### **Doctor of Philosophy (Ph.D.)**

Applied Behavior Analysis, Nursing

### **Master of Arts (M.A.) and Master of Fine Arts (MFA)**

Interior Architecture

### **Master of Business Administration (MBA)**

Offered in a number of formats and concentrations

### **Master of Education (M.Ed.)**

Multiple specializations with teacher licensure and non-licensure options

### **Master of Science (M.S.)**

Homeland Security Studies, Information Technology, Nursing

## ADULT UNDERGRADUATE DEGREE PROGRAMS

Offered through the Van Loan School at Endicott College

### **Associate in Arts (A.A.)**

Liberal Studies

### **Associate in Science (A.S.)**

Business, Computer Science, Criminal Justice, Hospitality, Integrated Studies

### **Bachelor of Arts (B.A.)**

Liberal Studies, Liberal Studies/Education

### **Bachelor of Science (B.S.)**

Business Management, Criminal Justice, Liberal Studies, Nursing, Psychology

## PROGRAMS AT THE VAN LOAN SCHOOL

The Van Loan School of Graduate and Professional Studies offers programs in multiple locations, delivery methods (online, hybrid, and traditional classroom sessions), and a variety of class schedule options. Please consult the website for more information: [www.endicott.edu/vanloan](http://www.endicott.edu/vanloan).





## ACADEMIC RESOURCES

### Services

Academic Technology, Advising Services Center, Disability Services, Library Reference, Student Support Center, Tutoring Center, Writing Center

Tutoring services accreditation <sup>1</sup>	C.R.L.A.
Level 1 certified peer tutors (regular)	44
Level 2 certified peer tutors (advanced)	11
Level 3 certified peer tutors (master)	1

<sup>1</sup> College Reading and Learning Association

## ASSESSMENT

### First-time Pass Rates on External Examinations <sup>1</sup>

Athletic Training;	
Board of Certification Examination	100%
Nursing:	
National Council Licensure Examination 1	81%
Family Nurse Practitioner ANCC and AANP Examinations (American Nurses Credentialing Center and American Association of Nurse Practitioners)	92%
Education:	
Massachusetts Test of Educator Licensure	100%

<sup>1</sup> Final pass rate for all exams: 100%

## TRADITIONAL UNDERGRADUATE CLASSROOM EXPERIENCE

Excluding internships, independent studies, clinicals, practicums, and online courses:

Average class size	17.7
Classes under 40 students	100%
Classes under 30 students	95%
Classes under 20 students	59%
Student:faculty ratio	13:1

## VAN LOAN SCHOOL CLASSROOM EXPERIENCE (ADULT LEARNERS)

Excluding internships, independent studies, clinicals, practicums, and online courses:

Average class size, United States based undergraduate programs .....	7.9
Average class size, United States based graduate programs .....	11

## EDUCATION ABROAD

Full-semester study/internships abroad (2016–17) .....	217
Short-term programs (2016–17) .....	98
Education abroad participation rate .....	34%
<i>(Percent of graduating students who experienced education abroad)</i>	

Students studied abroad in the following locations in 2016-17:

Australia, Bermuda, Canada, China, Costa Rica, Czech Republic, Denmark, England, France, Germany, Greece, Holland, Hong Kong, Ireland, Italy, Japan, Mexico, New Zealand, Panama, Peru, Singapore, South Africa, Spain, Switzerland, Thailand, The Netherlands

## ROTC

Army – through host institution, MIT – Paul Revere Battalion

Member institutions: Endicott College, Gordon College, Gordon-Conwell Theological Seminary, Harvard University, Massachusetts Institute of Technology, Leslie University, Salem State University, Tufts University, and Wellesley College

## MILITARY AND VETERAN STUDENTS

*U.S. News and World Report* ranked Endicott as one of the Best Colleges for Veterans.

Endicott is a Service Member's Opportunity College (SOC).

Endicott participates in the Yellow Ribbon Program and makes tuition assistance programs available for active military and families.

Military students may take the three-credit course, Strategies for Transition, Academia, Re-adjustment, and Success (STARS)

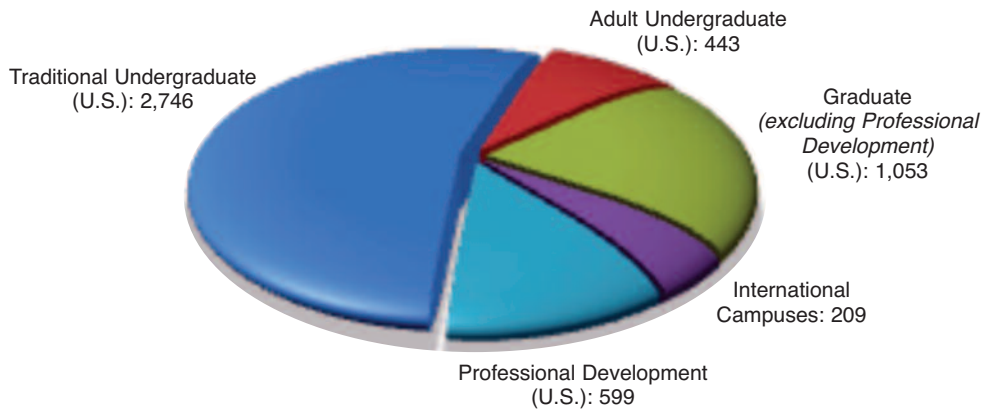
## INSTRUCTIONAL LOCATIONS

Main campus .....	Beverly, Massachusetts
Academic sites .....	Boston and Gloucester, Massachusetts
Other instructional sites in New England .....	19
International sites:	
Devonshire, Bermuda; Prague, Czech Republic; Madrid, Spain;	
Leysin, Switzerland; Bangkok, Thailand	

# OUR STUDENTS

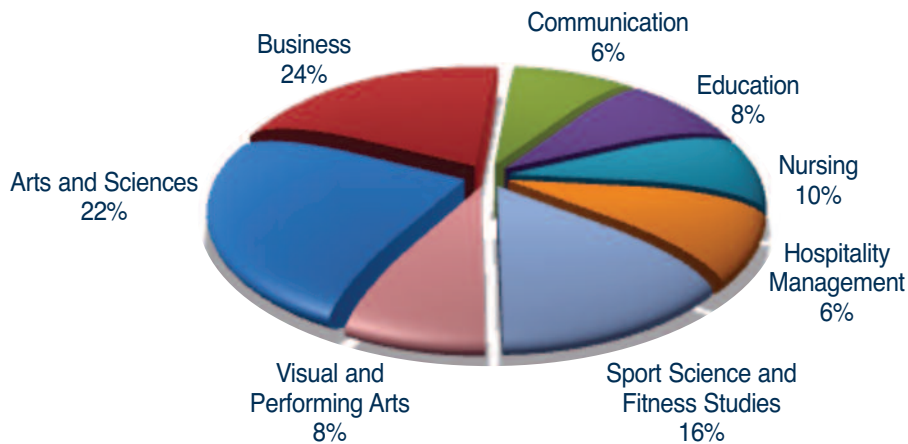
## INSTITUTIONAL ENROLLMENT

(Based on fall 2016 data)



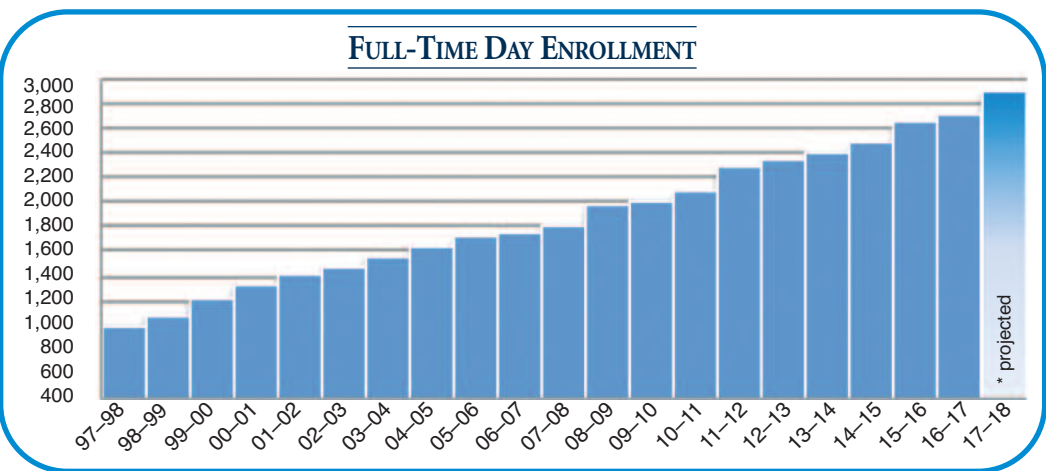
## UNDERGRADUATE ENROLLMENT BY ACADEMIC SCHOOL

(Day Division, full-time students: based on fall 2016 data)



## ENROLLMENT: TRADITIONAL UNDERGRADUATES

(Day Division, full-time students)





## DEMOGRAPHICS OF TRADITIONAL UNDERGRADUATES

(Day Division, full-time students, based on fall 2016 data)

Full-time students	2,720
Average age	19
Gender mix (female/male)	61%/39%
From Massachusetts	47%
From other New England States	38%
From outside New England	15%
Nonresident alien (temporary visa)	3%
Other international <sup>1</sup>	4%
% Minority	7%
States represented	38
Countries represented <sup>1</sup>	31
Top countries	Spain, Canada, United Kingdom

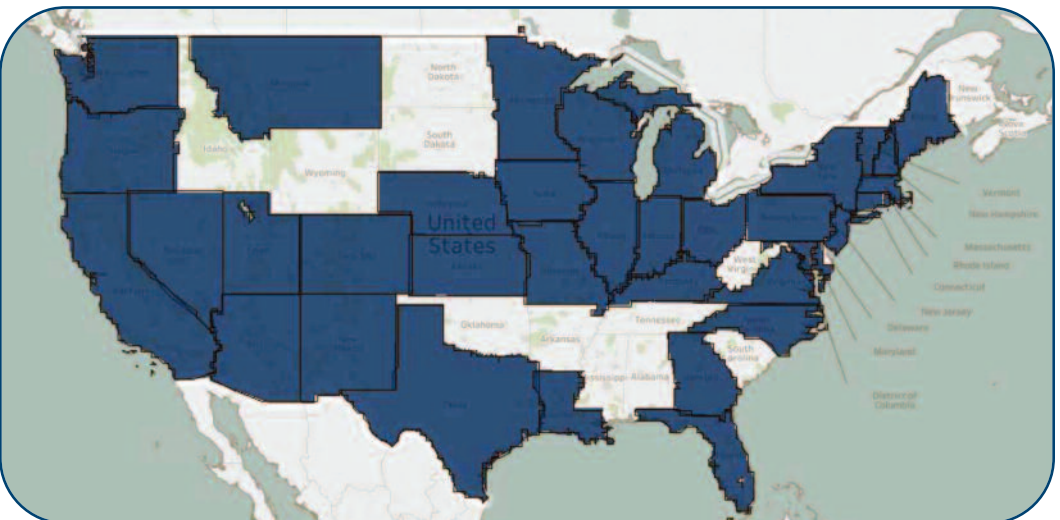
<sup>1</sup> Includes temporary visas, resident aliens, dual citizens, and students living abroad

## RACE AND ETHNICITY OF TRADITIONAL UNDERGRADUATES

(Day Division, full-time students, based on fall 2016 data, self-identified)

Nonresident alien	2.6%
Hispanic/Latino	3.4%
American Indian/Alaska Native	0.2%
Asian	1.1%
Black or African American	1.5%
Native Hawaiian/Pacific Islander	0.1%
White	85.1%
Two or more races	1.5%
Unknown	4.5%

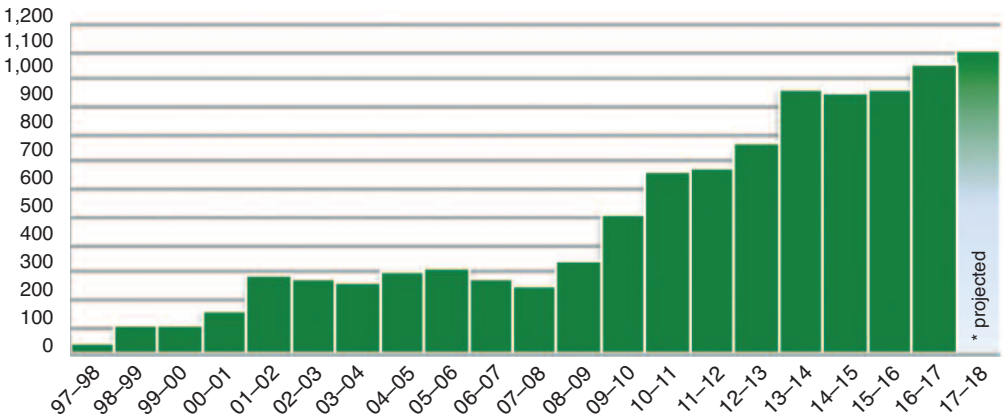
## STATES REPRESENTED BY TRADITIONAL UNDERGRADUATES



Note: Alaska and Puerto Rico are represented in our student population but are not shown on this map

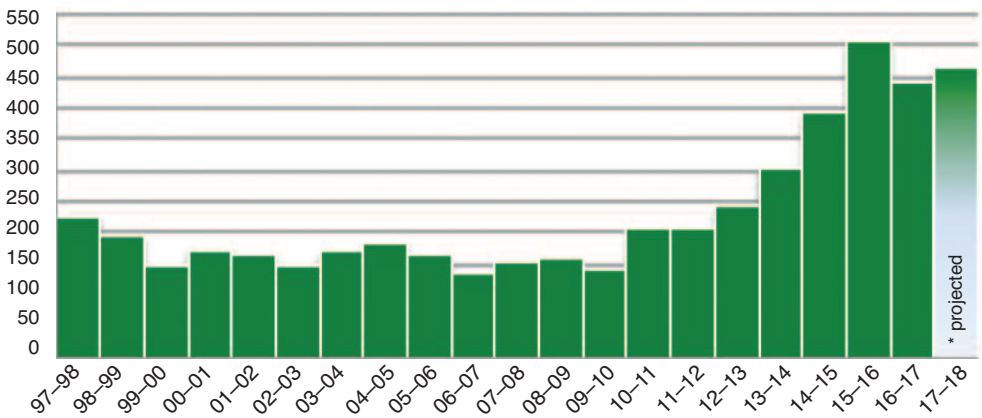
# GRADUATE STUDENT ENROLLMENT – IN THE UNITED STATES

VAN LOAN SCHOOL, STUDENTS SEEKING GRADUATE DEGREES



# ADULT UNDERGRADUATE ENROLLMENT – IN THE UNITED STATES

VAN LOAN SCHOOL, ADULT STUDENTS SEEKING UNDERGRADUATE DEGREES



# VAN LOAN SCHOOL DEMOGRAPHICS

Fall 2016, excludes non-degree students enrolled exclusively in professional development courses

	Graduate Students (U.S.)	Undergraduate Students (U.S.)	International Campuses
Total Headcount	1,053	443	209
Average Age	32	31	26
Gender Mix (female/male)	67%/33%	69%/31%	48%/52%
Nonresident Alien	2%	1%	n/a
Other International <sup>1</sup>	4%	8%	n/a
Minority	10%	25%	n/a
States Represented	35	21	n/a
Countries Represented	21	17	n/a

<sup>1</sup> Includes temporary visas, resident aliens, dual citizens, and other students from abroad

## VAN LOAN SCHOOL RACE AND ETHNICITY

Fall 2016	Graduate Students (U.S.)	Undergraduate Students (U.S.)
Nonresident alien	1.5%	0.7%
Hispanic/Latino	4.1%	13.1%
American Indian/Alaska Native	0.0%	0.5%
Asian	2.0%	1.1%
Black or African American	2.8%	9.0%
Native Hawaiian/Pacific Islander	0.0%	0.2%
White	79.6%	61.2%
Two or more races	1.0%	0.5%
Unknown	9.0%	13.7%

## OUTCOMES FOR TRADITIONAL UNDERGRADUATES

### RETENTION RATE

(Full-time, first year to second year, baccalaureate)

Freshmen entering 2015, returning 2016 ..... 86%

National average – private, non-profit, four-year institutions (U.S.) <sup>1</sup> ..... 80%

<sup>1</sup> Source: National Center for Education Statistics

### SIX-YEAR BACCALAUREATE GRADUATION RATE – 2010 ADMITS

Six-year graduation rate ..... 79%

Male ..... 68%

Female ..... 87%

Pell Grant recipients ..... 79%

Subsidized Stafford Loan and Pell Grant recipients ..... 79%

Subsidized Stafford Loan recipients, without Pell Grant ..... 80%

National average – private, non-profit, four-year institutions (U.S.) <sup>1</sup> ..... 65%

<sup>1</sup> Source: National Center for Education Statistics

## OUTCOMES FOR THE VAN LOAN SCHOOL

### PERSISTENCE RATES

Adult students who enter and re-enroll within one year

Van Loan U.S.-based undergraduate students ..... 89%

Van Loan U.S.-based master's students ..... 94%

Van Loan U.S.-based doctoral students ..... 81%

Van Loan international-based undergraduate students ..... 100%

Van Loan international-based graduate students ..... 92%

### COMPLETION RATES

Adult students who enter and complete at any time

Van Loan U.S.-based undergraduate students ..... 61%

Van Loan international-based undergraduate students ..... 59%

Van Loan U.S.-based master's students ..... 87%

Van Loan international-based master's students ..... 83%



## DEGREES AWARDED

Associate degrees awarded (FY 2016–17)	57
Baccalaureate degrees awarded (FY 2016–17)	603
Master's degrees awarded (FY 2016–17)	563
Doctoral degrees awarded (FY 2016–17)	10
Total	1,243

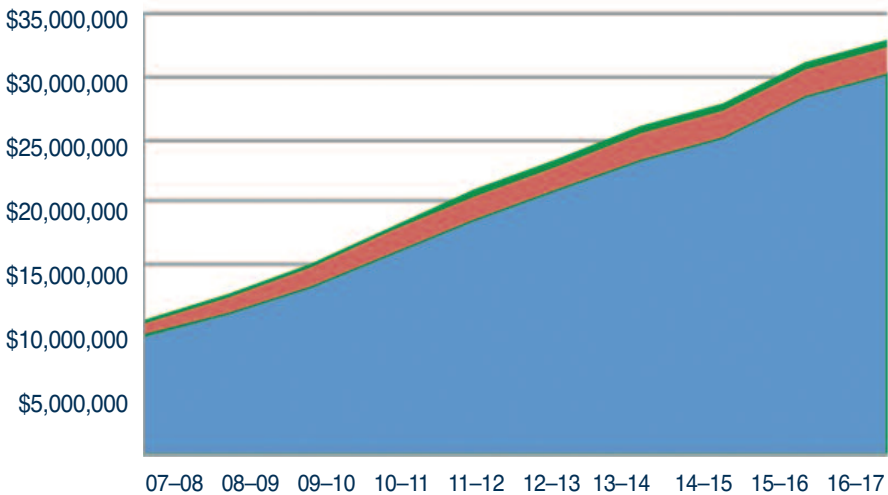
## STUDENTS ON FINANCIAL AID

(Fall 2016 data)

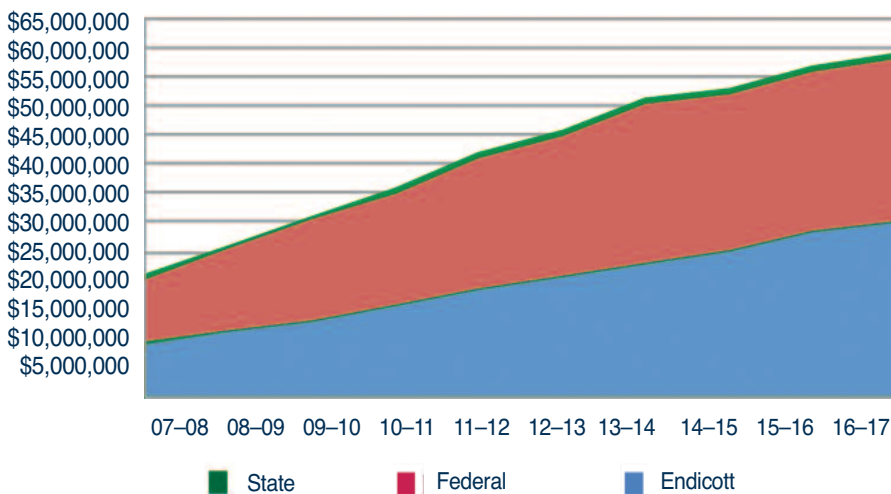
Percent of traditional undergraduate students receiving any financial aid	89%
Average aid package (all sources)	\$21,512
Percent of students receiving institutional (Endicott) aid	86%
Average cumulative loan debt upon graduation (all loans)	\$41,901
Cohort default rate (federal loans)	2.2%
National average cohort default rate <sup>1</sup>	11.3%

<sup>1</sup> Source: U.S. Department of Education

### SCHOLARSHIPS/GRANTS AWARDED



### TOTAL FINANCIAL AID AWARDED



# CAREER DATA

(Traditional undergraduates who graduated in 2016)

Career Outcomes Rate <sup>1</sup>	99%
Employed full-time within 12 months	75%
Found employment through internship site or contact	53%
Employment related to major	90%
Continuing education	27%
Seeking employment	1%

<sup>1</sup> Percent of graduates who are employed full- or part-time, volunteering, serving in the armed forces, or continuing their education

CAREER & POSTGRADUATE EDUCATION DATA		
Based on Endicott's survey of 2016 graduates and other sources – 76% knowledge rate		
2016 Graduates	Employed Full-time	Pursuing Further Education
All Students	75%	27%
Arts and Sciences	65%	32%
Business	82%	21%
Communication	80%	5%
Education	67%	74%
Hospitality Management	87%	11%
Nursing	96%	26%
Sport Science and Fitness Studies	56%	35%
Visual and Performing Arts	80%	13%

*Note: Percentages may exceed 100% as some graduates report being employed full-time and being enrolled in graduate study.*

Notable graduate and professional schools attended by Endicott graduates include:  
Art Institute of California, Auburn University, Austin Peay State University, Babson College, Boston Architectural Center, Boston University, Culinary Institute of America, Fairfield University, Frank Lloyd Wright School of Architecture, Georgetown University, Hilbert College, Johns Hopkins University, London School of Economics, New England School of Law, Northeastern University, Quinnipiac School of Law, Parsons School of Design, Sherman College of Chiropractic, School of the Art Institute of Chicago, St. John's University, Suffolk University Law School, Tufts Medical School, Tufts School of Veterinary Science, University of Connecticut, University of Nevada Las Vegas, Van Loan School at Endicott College, West Virginia State University

# ADMISSION DATA

## TRADITIONAL UNDERGRADUATE FRESHMAN CLASS ENTERING IN FALL 2017

*Statistical projections based on data available in August 2017*

Applications	3,838
Offers of admission	3,039
Percent offered admission	79%
Enrolled (freshmen and transfers)	834
Enrolled/Accepted	27%
Average SAT (optional)	1144
Average secondary school GPA	3.2
Average TOEFL (internet based)	90
Gender mix:	
Female	63%
Male	37%







## FACTS & FIGURES

is a publication of  
The Office of the President  
and  
The Endicott Research Center



**ENDICOTT**  
COLLEGE

---

BEVERLY, MASSACHUSETTS

[www.endicott.edu](http://www.endicott.edu)