



ENDICOTT  
COLLEGE

BEVERLY, MASSACHUSETTS

# FACTS & FIGURES

*Fall 2016*



# THE COLLEGE

## FAST FACTS

Address .....	376 Hale Street, Beverly, MA 01915 USA
Phone .....	(978) 927-0585
Fax Number .....	(978) 927-0084
President .....	Dr. Richard E. Wylie
Founded .....	1939
Colors .....	Navy Blue and Green
Nickname .....	Gulls

## ACCREDITATION

Endicott College was founded in 1939 and accredited by the New England Association of Schools and Colleges (NEASC) in 1952. Recent accreditation visits and reports have included doctoral program visits, an articulation agreement with the New York Film Academy, and a visit to Bangkok, Thailand. Endicott’s next comprehensive accreditation visit will occur in spring 2017.

## MISSION STATEMENT

Shaped by a bold entrepreneurial spirit, Endicott College offers students a vibrant academic environment that remains true to its founding principle of integrating professional and liberal arts with experiential learning, including internship opportunities across disciplines. The College fosters a spirit of excellence by creating a challenging yet supportive and inclusive environment in which students are encouraged to take intellectual risks, pursue scholarly and creative interests, contribute to the community, and explore diverse career paths. Endicott is committed to supporting the personal and professional development of its students, preparing them to assume meaningful roles within the greater community, both domestically and internationally.

## STATEMENT OF NONDISCRIMINATION

Endicott College is an affirmative action/equal opportunity employer and is committed to the principles of equal employment and complies with all federal, state, and local laws and regulations advancing equal employment. The College’s objective is to employ individuals qualified and/or trainable for open positions by virtue of job-related education, training, experience, and qualifications without regard to sex, race, religion, color, age, physical disability, sexual orientation, national or ethnic origin or citizenship, veteran status, genetic information, pregnancy, or any other status protected by law..

## U.S. NEWS & WORLD REPORT

### BEST COLLEGES 2016

Endicott College was ranked in the top tier of Northern Regional Universities at #66 out of 183 institutions.

## CHRONICLE OF HIGHER EDUCATION

### GREAT COLLEGES TO WORK FOR 2010, 2011, 2012, 2013, 2014, 2015, 2016

In 2016 Endicott College was recognized for the seventh consecutive year as a Great College to Work For. Endicott received honors in the following categories: Collaborative Governance; Compensation and Benefits; Confidence in Senior Leadership; Facilities, Workspace and Security; Job Satisfaction; Professional/Career Development Programs; Respect and Appreciation; Supervisor/Department Chair Relationship; and Teaching Environment (Faculty Only). Endicott once again was honored as one of 42 institutions on the Honor Roll, which the *Chronicle* categorizes as “the best of the best” for being cited most often across all recognition categories.





## INTERNSHIP AT ENDICOTT

Endicott's Internship Program was recognized as a Model of Excellence by *University Business Magazine* in 2016. This national recognition program honors colleges and universities that have implemented innovative, effective, and inter-departmental initiatives that are bolstering student success.

### KEY INTERNSHIP SITES, 2015–16

Internship is an integral part of every undergraduate program at Endicott, and recent sites have included: 451 Marketing, Arnold Worldwide, Boston Ballet, Boston Bruins, *Boston Business Journal*, Cell Signaling Technology, CIGNA Healthcare, Crane Estate, Drug Enforcement Agency, EBSCO, Electric Insurance, Ernst & Young, Fidelity Investments, Four Seasons Hotel, Fox 25, IBM, Massachusetts General Hospital, Boston Museum of Science, PUMA, Rochester Electronics, Rockport Publishers, WHDH TV-7 News Boston, and Windover Development.

### EMPLOYMENT DATA RELATED TO INTERNSHIP SITES

Surveys and other data collected on Endicott graduates one year after they have earned their undergraduate degrees continually demonstrate a correlation between internship sites and employment.

**PERCENTAGE OF EMPLOYED GRADUATES WHOSE EMPLOYMENT  
RESULTED FROM AN INTERNSHIP SITE OR CONTACT**



## INTERNSHIP DATA

Number of Internships required in all majors (for traditional undergraduates)	3
Number of students on internship in January 2016 (120-hour)	661
Number of students on internship in summer 2016 (140-hour)	441
Number of students on full-semester internships 2015–16	453
Number of states represented (internship sites)	29
Number of countries represented (internship sites)	19
Number of alumni internship sites	65
Alumni involved with internship sites	125

## EMPLOYEES

### Faculty and Academic Staff

Full-time faculty and teaching administration .....	179
Part-time teaching faculty (day) .....	189
Part-time teaching faculty (graduate/adult accelerated) .....	196

### Total Number of Employees

Full-time .....	465
Part-time .....	436
Total head count .....	901

## DIRECT IMPACT ON THE LOCAL ECONOMY

*The following values are based on fiscal year 2016, ending June 30, 2016:*

*Please note that the calculations listed here are actual measurements and do not include an economic multiplier.*

Payroll – total compensation paid .....	\$37.2 million
Taxes paid to the Commonwealth of Massachusetts .....	\$2.3 million
Local purchases – supplies, equipment, etc. ....	\$21.1 million
Utilities – gas, electric, oil, sewage, water .....	\$3.1 million
Estimated expenditures of students who live on campus <sup>1</sup> .....	\$7.8 million
Estimated expenditures of parents, alumni, and other College visitors <sup>2</sup> .....	\$3.8 million
<b>Subtotal</b> .....	<b>\$75.3 million</b>
Capital projects paid to Massachusetts companies .....	\$15.5 million
<b>Total</b> .....	<b>\$90.8 million</b>
Cash and in-kind gifts donated to the local community .....	\$1.2 million

<sup>1</sup> *Student expenditures based on average of \$3,282 per year per full-time student. Estimated expenses include \$1,210 for books, \$1,000 for transportation, and \$1,072 for personal/miscellaneous spending.*

<sup>2</sup> *Based on a conservative estimate of 181,289 visitors per year spending an estimated average of \$20.91 on goods and services in the local economy.*

## COMMUNITY SERVICE

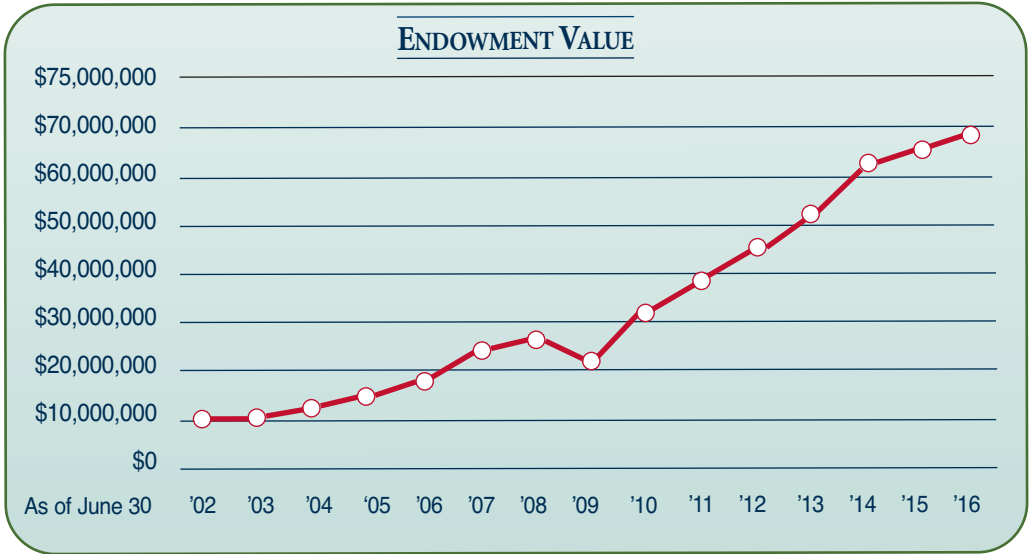
Total number of community service hours .....	22,441
Dollar value of donated community service hours <sup>1</sup> .....	\$650,789
Total number of students participating in service .....	1,313
Percent of the Endicott student body participating in community service .....	50%
State average <sup>2</sup> .....	31%
National average <sup>2</sup> .....	27%
Funds raised from various community service projects .....	\$79,560

<sup>1</sup> *Source: Bureau of Labor Statistics, <http://theindependentsector.org>*

<sup>2</sup> *Source: Corporation for National Community Service*

## ENDOWMENT

Market value as of June 30, 2016	\$67.2 million
as of June 30, 2015	\$64.8 million
as of June 30, 2014	\$62.2 million
as of June 30, 2013	\$51.5 million
as of June 30, 2012	\$44.9 million
as of June 30, 2011	\$38.7 million
as of June 30, 2010	\$31.2 million
as of June 30, 2009	\$21.1 million
as of June 30, 2008	\$25.2 million
as of June 30, 2007	\$23.4 million



## INSTITUTIONAL ADVANCEMENT

The Office of Institutional Advancement raises funds from a variety of the College's constituencies – alumni, parents, friends, employees, corporations, and foundations. Private support given to the College helps in funding academics, financial aid, library resources, scholarships, faculty, athletic programs, campus facilities, and the endowment.

Total philanthropic contributions, FY 2015–2016	\$4,788,953
Total Annual Fund contributions, FY 2015–2016	\$1,477,712
Number of alumni donors	2,560
Number of parent donors	1,978

## CAMPAIGN UPDATES

AS OF JUNE 30, 2016

Ice Arena Campaign	\$2.2 million raised toward \$3.0 million goal
--------------------	--

## ALUMNI

In FY 2015–2016, the Endicott College Alumni Association hosted 1,671 guests at 67 alumni events around the world. Alumni play an active role with the College through career panels, mentoring, business case studies, internship sites, and much more.

Number of living alumni	24,993
Number of international alumni	1,335
Countries represented	100
Number of Malden Hospital School of Nursing alumni	730



## ATHLETICS

Endicott has participated in NCAA Division III athletics since 1993.

Athletic teams – intercollegiate (men’s/women’s/mixed)	10/9/1
Athletic teams – club level (men’s/women’s)	2/4
Intercollegiate Student Athletes (2015–16)	
Men/women	301/211
All Conference athletes	92
Academic All-Conference athletes	144
Athletic All-Conference athletes	92
All American athletes (2015–16/all time)	7/55
Conference major award winners (2015–16)	17
CoSIDA <sup>1</sup> Academic All Americans (2015-16/all time)	1/6
CoSIDA <sup>1</sup> Academic All-District (2015-16/all time)	3/21
Intercollegiate head coaches (full-time/part-time)	16/4
Certified athletic trainers	5
Certified strength and conditioning coaches	4
NCAA appearances (2015–16/all time)	3/70
NCAA appearances past first round	23

<sup>1</sup> College Sports Information Directors of America



## CONFERENCE AFFILIATIONS

Commonwealth Coast Conference (primary), New England Football Conference, Colonial Coast Rugby Conference, Colonial Hockey Conference, Intercollegiate Horse Show Association, New England Collegiate Conference

## ATHLETIC FACILITIES

Bourque Arena	40,000 square feet, 1,000 spectators
Field House	resurfaced in 2016, 16,284 square feet
Fitness Center	2,400 square feet
Hempstead Stadium	artificial turf, resurfaced in 2014, 3,000 spectators
McDonald Gymnasium	1,200 spectators
North Field	artificial turf, installed in 2012, 600 spectators
Post Center	86,000 square feet
Softball Field	new infield in 2015, new fencing in 2016, 500 spectators
Tennis Courts	resurfaced in 2015, 6 courts, 50 spectators

## INTERNET PRESENCE

College website	<a href="http://www.endicott.edu">http://www.endicott.edu</a>
Mobile apps	<a href="http://m.endicott.edu">http://m.endicott.edu</a>
Athletics website	<a href="http://www.ecgulls.com">http://www.ecgulls.com</a>

## SOCIAL MEDIA

The College and many of its departments can be found on social media sites including Facebook, Flickr, Instagram, LinkedIn, Tumblr, Twitter and YouTube.

For a complete list of official campus accounts, visit [endicott.edu/socialmedia](http://endicott.edu/socialmedia)

## TUITION – ACADEMIC YEAR 2015–2016

### Traditional Undergraduate Programs

Tuition	\$30,612
Room and Board (standard)	\$14,500
Fees	\$700
Total	\$45,812

### Van Loan School

Undergraduate Programs	\$349/credit
ESL Level 0, 1, 2, 3 (Boston campus)	\$150/course
ESL Level 4 and 5 (Boston campus)	\$349/credit
Graduate Programs	
M.Ed.	\$464/credit
M.B.A., M.S. in Information Technology	\$696/credit
M.F.A. and M.A. in Interior Architecture, M.S. in Nursing	\$730/credit
M.S. in Homeland Security Studies	\$663/credit
Applied Behavior Analysis Certificate	\$536/credit
Autism Certificate	\$536/credit
Ed.D. in Educational Leadership (tuition)	\$5,075/semester
Ed.D. in Educational Leadership (curricular fee)	\$750/semester
Ph.D. in Applied Behavior Analysis	\$5,998/semester
Ph.D. in Nursing	\$5,000/semester
Doctoral Continuation Fee	\$1,200/semester

# THE CAMPUS

## PHYSICAL PLANT


Acreage .....	235
Buildings .....	56
Student residence facilities	
On campus .....	33
Off campus .....	2
Private beaches .....	3

## RECENT CAMPUS IMPROVEMENTS

Brindle Hall addition and renovation .....	September 2016
Brooks Hall renovation .....	July 2016
Frates Hall (residence hall with 225 beds) .....	opened August 2016
Northeast parking lot .....	opened August 2016
Road and sidewalk improvements .....	August 2016
Sculpture park – A Tribute for Those Who Serve .....	September 2016
Trexler Hall kitchen renovation .....	August 2016

## CLASSROOMS (MAIN CAMPUS)

Lecture classrooms .....	41
Specialty classrooms (program-specific, e.g. ceramics studio) .....	30
Seminar rooms .....	17
Laptop classrooms .....	7
Computer labs .....	5
Nursing labs .....	3
Science labs .....	8
Other specialty labs (e.g. education, fitness ) .....	7
Auditoriums, theaters .....	6
Mediated classrooms with fixed technology enhancements .....	84
Mediated classrooms with portable technology enhancements .....	21







## SUSTAINABILITY

Endicott College is recognized in the *Princeton Review's 2015 Guide to 353 Green Colleges*.

### Waste Reduction and Recycling

Waste diversion rate (recycling and food waste) . . . . .	76%
Construction waste recycled . . . . .	89%
Yard waste composting . . . . .	100%
Food waste composted . . . . .	100%
Trayless cafeteria waste reduction . . . . .	30%

### Sustainability Efforts

- Academic majors, minors, and internships available
- Building standards include high efficiency heating and air conditioning
- Comprehensive recycling program (paper, plastic, aluminum, tires, lamps, and batteries)
- Comprehensive controls on heat, air conditioning, and lighting
- Green roof on Manninen Center for the Arts
- High efficiency boilers
- Integrated pest management
- Local, vegetarian, and sustainable food options
- Low-flow (water) toilets, sinks, and showers
- Organic vegetable gardens
- Retrofitted lighting
- Solar covered parking lot
- Solar covered roof on ice rink
- Storm water retention and treatment
- Zipcar on campus, campus shuttle available

### Energy

On-site solar facilities . . . . .	2
On-site solar facility size (total) . . . . .	1,104 kw
Electricity savings from solar power generation . . . . .	7%
Number of buildings with energy efficiency improvements . . . . .	20
High efficiency laundry appliances . . . . .	100%

### Grounds

Organically managed landscaped grounds . . . . .	15%
--	-----



*Solar panels on the Bourque Arena*



## MISSELWOOD EVENTS

### EVENT AND CONFERENCE FACILITIES ON ENDICOTT'S MAIN CAMPUS

Endicott's main campus offers 140,000 square feet of meeting space. Highlights include:

Auditoriums/theaters	6
Year-round meeting rooms	40
Largest classroom capacity	50
Largest banquet capacity (academic year)	200
Largest banquet capacity (summer )	500
Largest theater capacity	550
Largest reception capacity	700
Largest special event capacity (concerts, speakers, sporting)	2,000
On-site catering	available
Seasonal oceanfront tent (heated/air cooled, 4,500 square feet)	1
Social event venues	8
Summer residential accommodations	up to 700
Wireless internet access	available

*Endicott's Misselwood Estate has received the following honors:*

The Knot's "Best of Weddings"	2011, 2012, 2013, 2015
The Knot's "Best of Weddings" Hall of Fame	
Wedding Wire's "Couple's Choice Award"	2012, 2014

*Misselwood Events has received the following recognition:*

One-Stop Certified by ACCED-I  
(Associations of Collegiate Conference and Event Directors – International)







## WYLIE INN AND CONFERENCE CENTER

Meeting space .....	17,500 square feet
Buildings (fully connected under one roof) .....	3
Meeting rooms .....	26
Auditorium seating .....	140
Ocean-view banquet capacity .....	200
The Inn .....	92 rooms, 94 beds
Fountain Café and Bar capacity .....	37
<i>Accredited by the International Association of Conference Centers (IACC)</i>	

## LIBRARY

Print, media, and course reserve holdings .....	112,216
Electronic books .....	158,230
Volumes available through NOBLE * .....	3,051,961
Online library databases available .....	176
Periodicals: electronic access .....	94,100
Circulation during academic year .....	8,470
Interlibrary Loans: items loaned .....	5,386
Interlibrary Loans: items received .....	2,348

\* *North of Boston Library Exchange*

## DINING

On-campus dining areas (Sodexo-run venues, Einstein Bros.) .....	4
Local businesses accepting Endicott Gull Card .....	16
Gull Card sales at area businesses (FY 2015–2016) .....	\$378,513



## ENDICOTT PUBLIC SAFETY

Divisions .....	Campus Police, Campus Safety
Types of officers .....	Sworn (full law enforcement authority) and Non-sworn
Hours of operation .....	24/7/365
Full-time/part-time officers .....	20/8
Types of patrol .....	foot, bike, four-wheeler, auto

### Safety Programs/Services

- Alcohol safety and prevention
- Crime prevention
- On-campus safety escorts
- Rape Awareness Defense (RAD)
- Surveillance camera system
- First Year Experience programming/safety education

The Clery crime statistics are available at [www.endicott.edu/crimestats](http://www.endicott.edu/crimestats)

## TECHNOLOGY SERVICES

- Cable television by DIRECTV/Campus Televideo, HD available
- Google apps for education – collaboration in an electronic environment
- One Card ID system  
(dining on and off campus, library, campus/building access, vending and laundry services)
- Technology Support Help Desk
- Partnerships with Micros Northeast, e-Academy, and Apple
- Printing stations and copy center available
- Wireless access in all buildings on campus via more than 800 interior and exterior access points
- Internet connections total more than 5.5 gigabytes per second

## ACADEMIC TECHNOLOGY SERVICES

- Academic software licensing, installation, and support
- Big Blue Button – live online classrooms
- Canvas learning management system
- Computer labs and mediated classroom maintenance and support
- Cyber café (open 24/7)
- Digital Media Center – HD video production studio
- Instructional technology training and support
- Instructional design support for faculty
- Media Services
- Mobile device management and support
- 285 PCs and Macs available for general student use

# ACADEMICS



## ACADEMIC SCHOOLS IN THE UNDERGRADUATE COLLEGE

**Arts and Sciences**

**Business**

**Communication**

**Education**

**Hospitality Management**

**Nursing**

**Sport Science and Fitness Studies**

**Visual and Performing Arts**

## DEGREE PROGRAMS OFFERED IN THE UNDERGRADUATE COLLEGE

### **Bachelor of Arts (B.A.)**

English, History, International Studies, Liberal Studies, Liberal Studies/Education

### **Bachelor of Fine Arts (BFA)**

Art Therapy, Graphic Design, Interior Design, Photography, Studio Art

### **Bachelor of Science (B.S.)**

Accounting, Applied Mathematics, Athletic Training, Bioengineering, Biology and Biotechnology, Business Management, Communication, Computer Science, Criminal Justice, Digital Media, Entrepreneurship, Environmental Science, Exercise Science, Finance, Hospitality Management, Hotel Management, International Business, Marketing, Marketing Communication/Advertising, Mathematics, Nursing, Physical Education Teacher Licensure, Political Science, Psychology, Sport Management



## GRADUATE DEGREE PROGRAMS

Offered through the Van Loan School at Endicott College

### **Doctor of Education (Ed.D.)**

Educational Leadership

### **Doctor of Philosophy (Ph.D.)**

Applied Behavior Analysis, Nursing

### **Master of Arts (M.A.) and Master of Fine Arts (MFA)**

Interior Architecture

### **Master of Business Administration (MBA)**

Offered in a number of formats and concentrations

### **Master of Education (M.Ed.)**

Multiple specializations with teacher licensure and non-licensure options

### **Master of Science (M.S.)**

Homeland Security Studies, Information Technology, Nursing

## ADULT UNDERGRADUATE DEGREE PROGRAMS

Offered through the Van Loan School at Endicott College

### **Associate in Science (A.S.)**

Business, Computer Science, Criminal Justice, Hospitality, Integrated Studies, Liberal Studies

### **Bachelor of Arts (B.A.)**

Liberal Studies, Liberal Studies/Education

### **Bachelor of Science (B.S.)**

Business Management, Nursing, Psychology

## PROGRAMS AT THE VAN LOAN SCHOOL

The Van Loan School of Graduate and Professional Studies offers programs in multiple locations, delivery methods (online, hybrid, and traditional classroom sessions), and a variety of class schedule options. Please consult the website for more information: [www.endicott.edu/vanloan](http://www.endicott.edu/vanloan).





## ACADEMIC RESOURCES

### Services

Academic Technology, Advising Services Center, Disability Services, Library Reference, Student Support Center, Tutoring Center, Writing Center

Tutoring services accreditation <sup>1</sup>	C.R.L.A.
Level 1 certified peer tutors (regular)	30
Level 2 certified peer tutors (advanced)	3
Level 3 certified peer tutors (master)	1

<sup>1</sup> College Reading and Learning Association

## ASSESSMENT

### First-time Pass Rates on External Examinations

Athletic Training;	
Board of Certification Examination	100%
Nursing:	
National Council Licensure Examination <sup>1</sup>	85%
Education:	
Massachusetts Test of Educator Licensure	100%

<sup>1</sup> Final pass rate for all exams: 100%

## TRADITIONAL CLASSROOM EXPERIENCE

Excluding internships, independent studies, clinicals, practicums, and online courses:

Average class size	17.4
Classes under 40 students	100%
Classes under 30 students	95%
Classes under 20 students	53%
Student:faculty ratio	14:1

## EDUCATION ABROAD

Full-semester study/internships abroad (2015–16)	126
Short-term programs (2015–16)	113
Education abroad participation rate	32%
<i>(Percent of graduating students who experienced education abroad)</i>	

Students studied abroad in the following locations in 2015-16:

Australia, China, Costa Rica, Czech Republic, Denmark, Dominican Republic, England, France, Greece, Haiti, Hong Kong, Ireland, Italy, Japan, New Zealand, Northern Ireland, South Africa, Spain, Switzerland, Taiwan, Thailand, United Arab Emirates

## ROTC

Army – through host institution, MIT – Paul Revere Battalion

Member institutions: Endicott College, Gordon College, Gordon-Conwell Theological Seminary, Harvard University, Massachusetts Institute of Technology, Leslie University, Salem State University, Tufts University, and Wellesley College

## INSTRUCTIONAL LOCATIONS

Main campus	Beverly, Massachusetts
Academic sites	Boston and Gloucester, Massachusetts
Other instructional sites in New England	28
International sites:	
Devonshire, Bermuda; Prague, Czech Republic; Madrid, Spain;	
Leysin, Switzerland; Bangkok, Thailand	

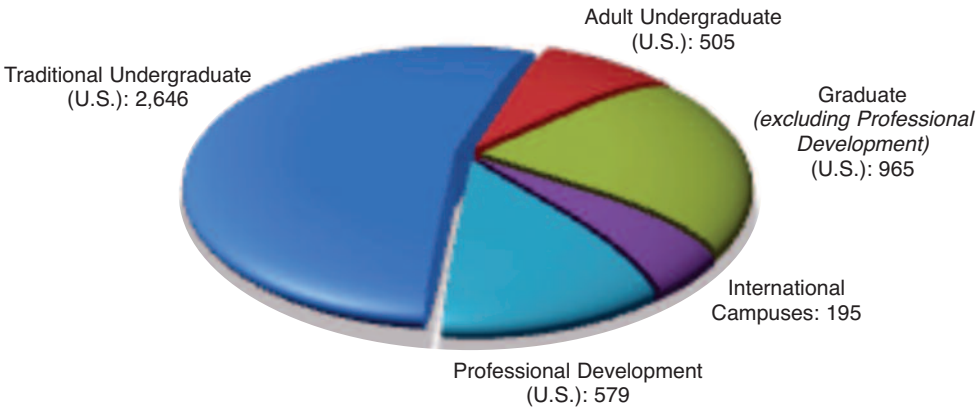


*Endicott Locations in New England*

# OUR STUDENTS

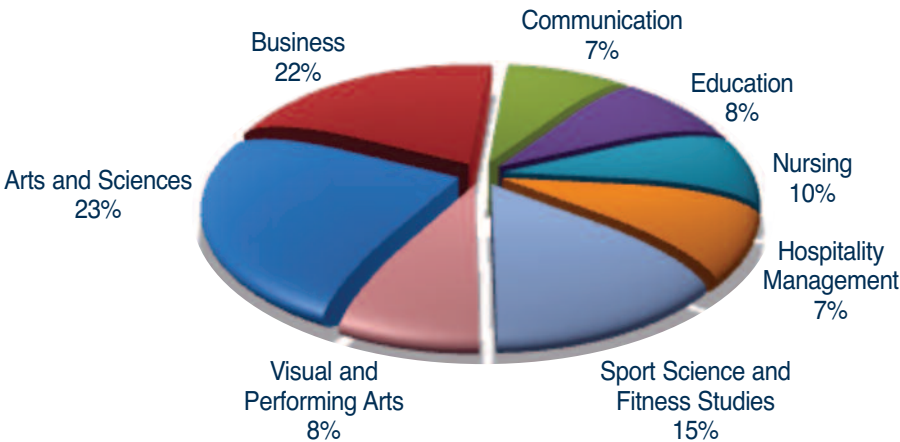
## INSTITUTIONAL ENROLLMENT

(Based on fall 2015 data)



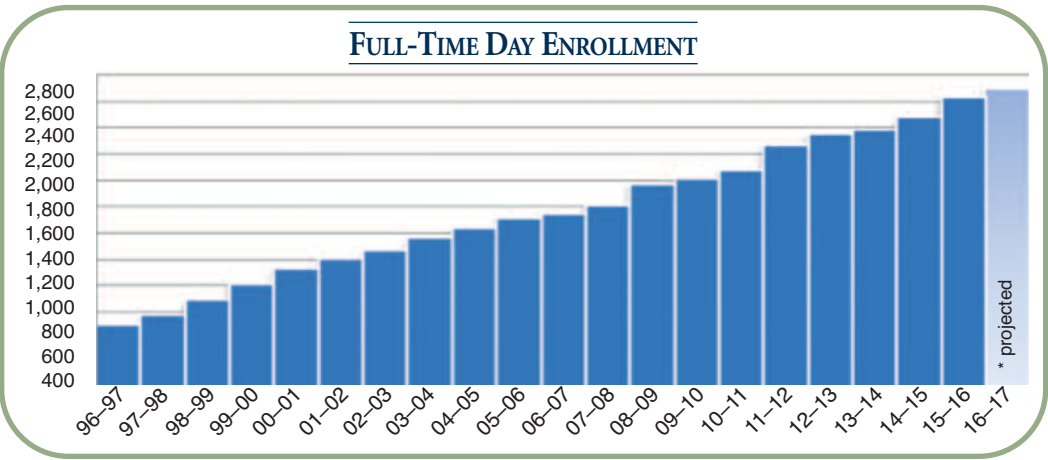
## UNDERGRADUATE ENROLLMENT BY ACADEMIC SCHOOL

(Day Division, full-time students: based on fall 2015 data)



## ENROLLMENT: TRADITIONAL UNDERGRADUATES

(Day Division, full-time students)





## DEMOGRAPHICS OF TRADITIONAL UNDERGRADUATES

(Day Division, full-time students, based on fall 2015 data)

Full-time students	2,642
Average age	19
Gender mix (female/male )	61%/39%
From Massachusetts	47%
From other New England States	38%
From outside New England	14%
Nonresident alien (temporary visa)	2%
Other international <sup>1</sup>	3%
% Minority	7%
States represented	34
Countries represented <sup>1</sup>	33
Top countries	Mexico, Spain, Canada

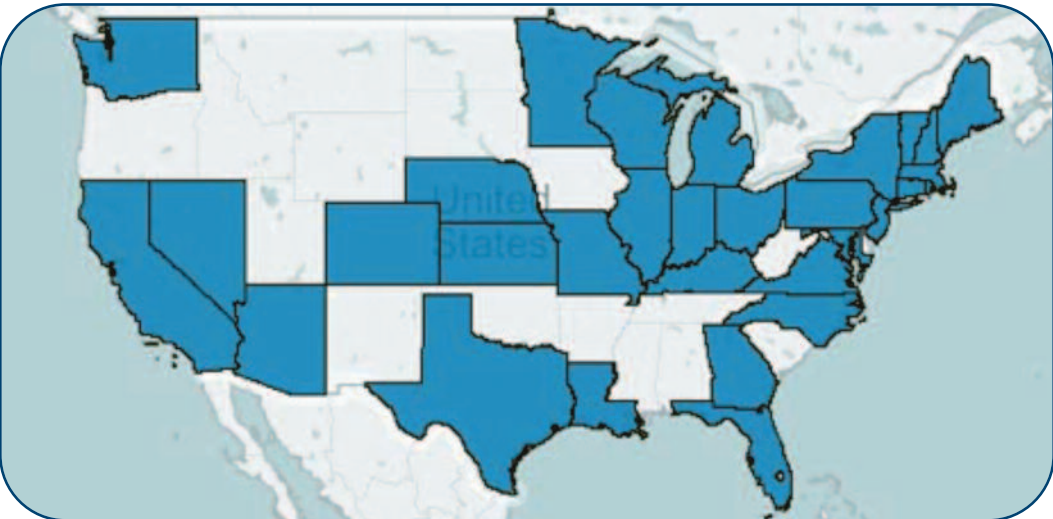
<sup>1</sup> Includes temporary visas, resident aliens, dual citizens, and students living abroad

## RACE AND ETHNICITY OF TRADITIONAL UNDERGRADUATES

(Day Division, full-time students, based on fall 2015 data, self-identified)

Nonresident alien	1.9%
Hispanic/Latino	1.4%
American Indian/Alaska Native	0.2%
Asian	1%
Black or African American	1.4%
Native Hawaiian/Pacific Islander	0.1%
White	86.4%
Two or more races	1.3%
Unknown	4.4%

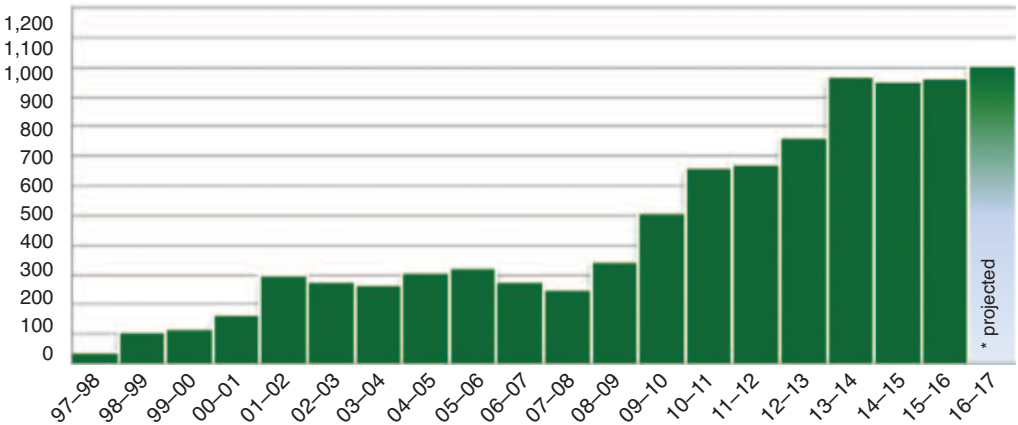
## STATES REPRESENTED BY TRADITIONAL UNDERGRADUATES



Note: Alaska and Puerto Rico are represented in our student population but are not shown on this map

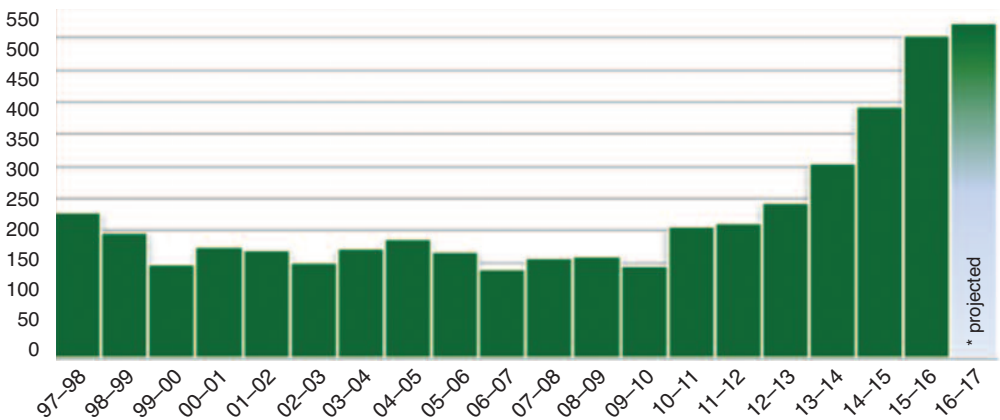
# GRADUATE STUDENT ENROLLMENT – IN THE UNITED STATES

VAN LOAN SCHOOL, STUDENTS SEEKING GRADUATE DEGREES



# ADULT UNDERGRADUATE ENROLLMENT – IN THE UNITED STATES

VAN LOAN SCHOOL, ADULT STUDENTS SEEKING UNDERGRADUATE DEGREES



# VAN LOAN SCHOOL DEMOGRAPHICS

Fall 2015, excludes non-degree students enrolled exclusively in professional development courses

	Graduate Students (U.S.)	Undergraduate Students (U.S.)	International Campuses
Total Headcount	965	505	195
Average Age	32	29	27
Gender Mix (female/male)	69%/31%	62%/38%	47%/53%
Nonresident Alien	2%	1%	n/a
Other International <sup>1</sup>	4%	5%	n/a
Minority	11%	26%	n/a
States Represented	37	18	n/a
Countries Represented	26	15	n/a

<sup>1</sup> Includes temporary visas, resident aliens, dual citizens, and other students from abroad

## VAN LOAN SCHOOL RACE AND ETHNICITY

Fall 2015	Graduate Students (U.S.)	Undergraduate Students (U.S.)
Nonresident alien	2.4%	0.2%
Hispanic/Latino	4.5%	14.3%
American Indian/Alaska Native	0.0%	0.2%
Asian	2.2%	1.2%
Black or African American	3.4%	9.7%
Native Hawaiian/Pacific Islander	0.1%	0.4%
White	77.9%	63.0%
Two or more races	1.0%	0.8%
Unknown	8.5%	9.5%

## RETENTION RATE

(Full-time, first year to second year)

Freshmen entering 2014, returning 2015	86%
National average – private, non-profit, four-year institutions (U.S.) <sup>1</sup>	80%
National average – public, four-year institutions (U.S.) <sup>1</sup>	80%
National average – private, for-profit, four-year institutions (U.S.) <sup>1</sup>	53%

<sup>1</sup> Source: National Center for Education Statistics

## SIX-YEAR BACCALAUREATE GRADUATION STATISTICS

(Day Division, fall 2009 admits)

Six-year graduation rate	71%
Male	66%
Female	75%
Pell Grant recipients	71%
Subsidized Stafford Loan and Pell Grant recipients	73%
Subsidized Stafford Loan recipients, without Pell Grant	76%
National average – private, non-profit, four-year institutions (U.S.) <sup>1</sup>	65%
National average – public, four-year institutions (U.S.) <sup>1</sup>	56%
National average – private, for-profit, four-year institutions (U.S.) <sup>1</sup>	28%

<sup>1</sup> Source: National Center for Education Statistics

## DEGREES AWARDED

Associate degrees awarded (AY 2014–2015)	27
Baccalaureate degrees awarded (AY 2014–2015)	616
Master's degrees awarded (AY 2014–2015)	494
Total	1,137



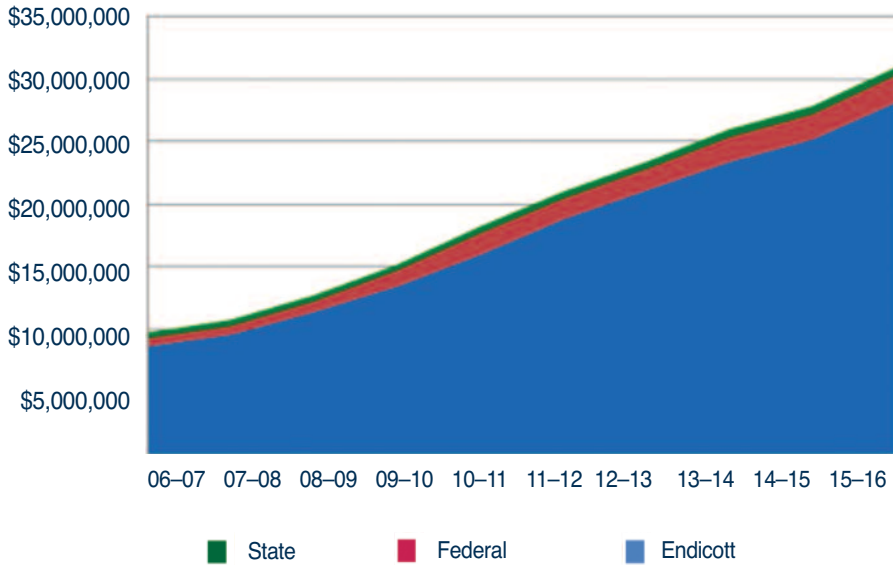
## STUDENTS ON FINANCIAL AID

(Fall 2015 data)

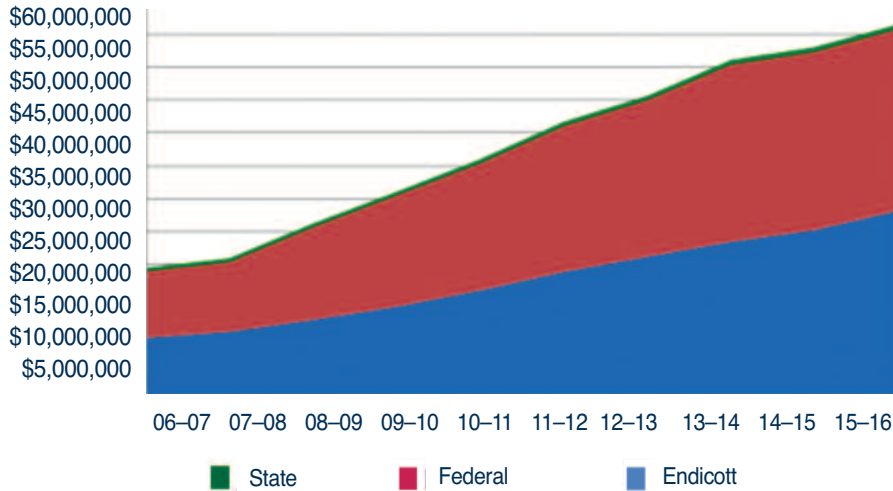
Percent of traditional undergraduate students receiving any financial aid .....	88%
Average aid package .....	\$21,150
Percent of students receiving institutional (Endicott) aid .....	87%
Average cumulative loan debt upon graduation (all loans) .....	\$41,051
Cohort default date (federal loans) .....	3.1%
National average cohort default rate <sup>1</sup> .....	11.8%

<sup>1</sup> Source: U.S. Department of Education

### SCHOLARSHIPS/GRANTS AWARDED



### TOTAL FINANCIAL AID AWARDED



# CAREER DATA

(Traditional undergraduates who graduated in 2015)

Career Outcomes Rate <sup>1</sup>	98%
Employed full-time within 12 months	73%
Found employment through internship site or contact	53%
Employment related to major	90%
Continuing education	24%
Seeking employment	1%

<sup>1</sup> Percent of graduates who are employed full- or part-time, volunteering, serving in the armed forces, or continuing their education

CAREER & POSTGRADUATE EDUCATION DATA		
Based on Endicott's survey of 2015 graduates and other sources – 83% knowledge rate		
2015 Graduates	Employed Full-time	Pursuing Further Education
All Students	73%	24%
Arts and Sciences	70%	29%
Business	83%	16%
Communication	72%	17%
Education	84%	43%
Hospitality Management	82%	12%
Nursing	100%	21%
Sport Science and Fitness Studies	52%	44%
Visual and Performing Arts	69%	6%

*Note: Percentages may exceed 100% as some graduates report being employed full-time and being enrolled in graduate study.*

Notable graduate and professional schools attended by Endicott graduates include:  
Art Institute of California, Auburn University, Austin Peay State University, Babson College, Boston Architectural Center, Boston University, Culinary Institute of America, Fairfield University, Frank Lloyd Wright School of Architecture, Georgetown University, Hilbert College, Johns Hopkins University, London School of Economics, New England School of Law, Northeastern University, Quinnipiac School of Law, Parsons School of Design, Sherman College of Chiropractic, School of the Art Institute of Chicago, St. John's University, Suffolk University Law School, Tufts Medical School, Tufts School of Veterinary Science, University of Connecticut, University of Nevada Las Vegas, Van Loan School at Endicott College, and West Virginia State University

# ADMISSION DATA

## TRADITIONAL UNDERGRADUATE FRESHMAN CLASS ENTERING IN FALL 2016

*Statistical projections based on data available in August 2016*

Applications .....	3,806
Offers of admission .....	2,934
Percent offered admission .....	77%
Enrolled (freshmen and transfers) .....	778
Enrolled/Accepted .....	27%
Average SAT (optional) .....	1074
Average secondary school GPA .....	3.3
Average TOEFL (internet based) .....	91
Gender mix:	
Female .....	60%
Male .....	40%







## FACTS & FIGURES

is a publication of  
The Office of the President  
and  
The Endicott Research Center



**ENDICOTT**  
COLLEGE

BEVERLY, MASSACHUSETTS

[www.endicott.edu](http://www.endicott.edu)