

ENDICOTT COLLEGE

Beverly, Massachusetts



FACTS & FIGURES
Fall, 2011

THE COLLEGE

FAST FACTS

Address	376 Hale Street, Beverly, MA 01915 USA
Phone	(978) 927-0585
Fax Number	(978) 927-0084
President	Dr. Richard E. Wylie
Founded	1939
Colors	Navy Blue and Green
Nickname	Gulls
Athletic Conference Affiliations	NCAA III, ECAC, CCC, IHSA, NECC, NEFC, NECHA

ACCREDITATION

Endicott College was founded in 1939 and accredited by the New England Association of Schools and College (NEASC) in 1952. Recent accreditation visits and reports have included graduate programs in Bermuda; Madrid, Spain; and Mexico City, Mexico. Endicott's most recent comprehensive accreditation visit occurred in spring 2007.

MISSION STATEMENT

The mission of Endicott College is to instill in students an understanding of and an appreciation for professional and liberal studies. Deeply woven within this philosophy is the concept of applied learning, which has been the hallmark of Endicott. Linking classroom and off-campus work experience through required internships remains the most distinguishing feature of the College.

Endicott has a vision for the total development of the individual within a community that fosters an appreciation of diversity, international awareness, community service, and moral and ethical values. Endicott is an innovative and vibrant, student-centered institution that supports undergraduate and graduate students in their pursuit of knowledge.

Common threads run through the fabric of the Endicott experience: increased self-confidence, stronger professional skills and technological competencies, and perhaps the most valued of all, lives open to change.

STATEMENT OF NONDISCRIMINATION

Endicott College is an affirmative action/equal opportunity employer and is committed to the principles of equal employment and complies with all federal, state, and local laws and regulations advancing equal employment. The College's objective is to employ individuals qualified and/or trainable for open positions by virtue of job-related education, training, experience, and qualifications without regard to sex, race, religion, color, age, physical disability, sexual orientation, national or ethnic origin or citizenship, veteran status, genetic information, pregnancy, or any other status protected by law.

U.S. NEWS & WORLD REPORT

BEST COLLEGES 2011

Endicott College was ranked #10 and in the top tier of Northern Baccalaureate Colleges.

BEST COLLEGES 2012

Rankings will be released in September 2011. Endicott has been elevated into a new category: Regional Universities. See www.usnews.com

CHRONICLE OF HIGHER EDUCATION

GREAT COLLEGES TO WORK FOR 2011

Endicott College received honors in eight categories including Collaborative Governance, Professional/Career Development Programs, Teaching Environment; Compensation & Benefits, Confidence in Senior Leadership, Supervisor/Department Chair Relationship, Respect and Appreciation, Tenure Clarity & Process, and was named to the study's Honor Roll for the second year in a row.

EMPLOYEES

Faculty and Academic Staff

Full-time faculty and academic administration	112
Part-time teaching faculty (day)	114
Part-time teaching faculty (graduate/adult accelerated)	98
Full-time administrators teaching credit-bearing classes	43
Total academic staff	367
Full-time equivalent faculty (institution-wide)	183
Student/faculty ratio (day)	15.1/1
Average class size (day)	17.6

Total Number of Employees

Full-time	383
Part-time	264
Total head count	647

DIRECT IMPACT ON THE LOCAL ECONOMY

The following values are based on fiscal year 2010, ending June 30, 2010:

Payroll – total compensation paid	\$24.0 million
Taxes paid to the Commonwealth of Massachusetts	\$1.3 million
Local purchases – supplies, equipment, etc.	\$12.1 million
Utilities – gas, electric, oil, sewage, water	\$2.6 million
Estimated expenditures of students who live on campus	\$5.0 million ¹
Estimated expenditures of parents, alumni, and other College visitors	\$3.1 million ²
Subtotal	\$48.1 million
Capital Projects	\$4.3 million
Total	\$52.4 million
Cash and in-kind gifts to the City of Beverly	\$0.6 million

¹ Student expenditures based on average of \$3,000 per year per full-time student. Estimated expenses include \$1,000 for books, \$1,000 for transportation, and \$1,000 for personal/miscellaneous spending.

² Based on a conservative estimate of 149,436 visitors per year spending an estimated average of \$20.57 on goods and services in the local economy.

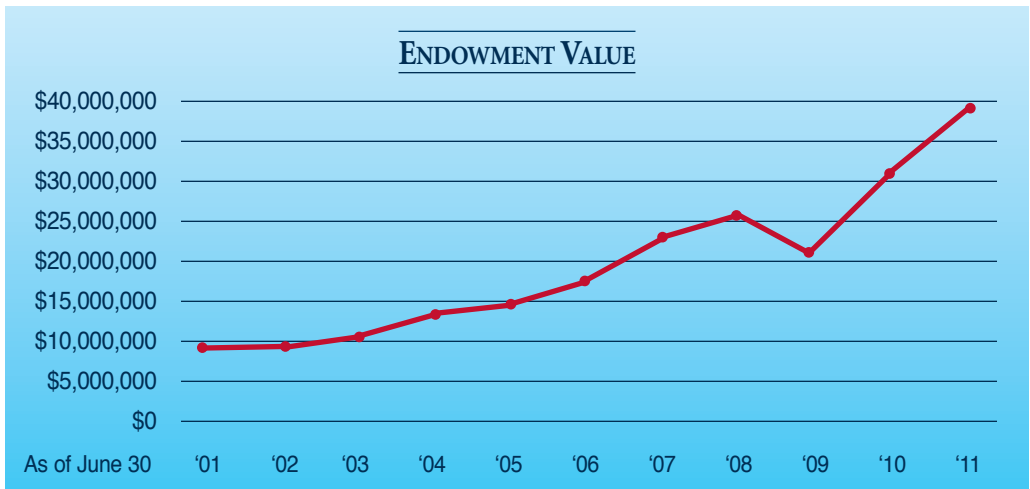
COMMUNITY SERVICE

Total number of community service hours	15,727
Total number of students participating in service	1,279
Percent of the Endicott student body participating in community service	61%
State average	26% ¹
National average	27% ¹
Funds raised from various community service projects	\$63,129

¹ Source: Corporation for National Community Service.

ENDOWMENT

Market value as of June 30, 2011	\$38.7 million
as of June 30, 2010	\$31.2 million
as of June 30, 2009	\$21.1 million
as of June 30, 2008	\$25.2 million
as of June 30, 2007	\$23.4 million



INSTITUTIONAL ADVANCEMENT

The Office of Institutional Advancement raises funds from a variety of the College's constituencies – alumni, parents, friends, employees, corporations, and foundations. Private support given to the College helps in funding academics, financial aid, library resources, scholarships, faculty, athletic programs, campus facilities, and the endowment.

Total philanthropic contributions, FY 2010–11	\$2,371,378
Total Annual Fund contributions, FY 2010–11	\$695,981
Number of alumni donors	2,495
Number of parent donors	1,756

CAPITAL CAMPAIGN: CENTER FOR THE ARTS

The Center for the Arts Campaign was completed on June 30, 2011 with a total of \$5,014,032 raised from alumni, trustees, parents, foundations, employees, and friends.

ALUMNI

In FY 2010–11, the Endicott College Alumni Association hosted 2,747 guests at 76 alumni events around the world. Alumni play an active role with the College via career panels, mentoring, business case studies, internship sites, and much more.

Number of living alumni	19,395
Number of international alumni	823
Countries represented	83
Number of Malden Hospital School of Nursing alumni	1,191

ATHLETICS

Intercollegiate sports	18
Club varsity sports	6
Intercollegiate sports participation (AY 2010/2011)	24%
Club varsity participation (AY 2010/2011)	3%
Coaches (head/assistant)	18/24
Certified athletic trainers on staff	4
Faculty athletic mentors	13
NCAA Division	III
Conference affiliations	6
Regular conference titles *	55
NCAA appearances *	45
NCAA Sweet 16 appearances *	2
ECAC/other appearances *	43
ECAC championships *	6

* Since 1993

INTERNET PRESENCE

Website	http://www.endicott.edu
Athletic Website	http://www.ecgulls.com
Endicott College Blog	http://blog.endicott.edu
Facebook	http://www.facebook.com
Endicott College	/EndicottCollege
Academics	/EndicottAcademics
Alumni Association	/EndicottAlumni
Athletics	/ECgulls
Event and Conference Services	/EndicottEvents
Graduate School	/EndicottCollegeGPS
Student Affairs	/EndicottCollegeStudentAffairs
Flickr	http://www.flickr.com/photos/endicottcollege
Linked In	Endicott College Networking Group
Twitter	http://www.twitter.com
Endicott College	/EndicottCollege
Endicott College Gulls (athletics)	/ecgulls
YouTube	http://www.youtube.com/endicottcollege

TUITION - ACADEMIC YEAR 2011-12

Undergraduate Programs

Tuition	\$26,730
Room and Board (standard)	\$12,760
Fees	\$400
Total	\$39,890

Professional Studies (Undergraduate Adult)

Accelerated programs	\$287/credit
----------------------------	--------------

Graduate Programs

M.A. and M.F.A. in Interior Design, M.S. in Nursing	\$578/credit
M.B.A., M.S. in Information Technology	\$551/credit
M.Ed.	\$368/credit
Applied Behavior Analysis Certificate	\$425/credit



THE CAMPUS

PHYSICAL PLANT

Acreage	235
Buildings	51
Student Residence Facilities	27
Private beaches	3
Assignable Square Footage	980,930

RECENT CAMPUS IMPROVEMENTS

Wax Academic Center Footbridge	completed September 2010
Marblehead Hall	completed August 2011, 260 beds, 64,410 square feet
Birchmont Residence Hall renovation	completed August 2011
The Inn covered walkway connector	completed June 2011
The Inn café/lounge expansion	completed June 2011
College Way sidewalk & retaining wall project	completed August 2011
Courtyard Plaza	completed August 2011
Nursing Lab expansion	completed August 2011
Network bandwidth upgrade to 500MB	completed summer 2011
Stadium support athletic building	completed September 2011

CLASSROOMS

Lecture classrooms	45
Specialty classrooms (program-specific, e.g. Ceramics Studio)	25
Seminar rooms	12
Science laboratories	5
Computer labs	7
Auditoriums	4
Total mediated facilities (technology-enhanced)	55

EVENT AND CONFERENCE FACILITIES

ON ENDICOTT'S MAIN CAMPUS

Endicott's main campus offers 140,000 square feet of meeting space. Highlights include:

Summer residential accommodations	up to 600
Seasonal oceanfront tent (heated/air cooled, 4,500 sq. ft.)	1
Auditoriums/theaters	3
Year-round meeting rooms	40
Largest classroom capacity	50
Largest banquet capacity (academic year)	200
Largest banquet capacity (summer)	500
Largest theater capacity	500
Largest reception capacity	700
Largest special event capacity (concerts, speakers, sporting)	2,000
On-site catering	available
Wireless Internet access	available



WYLIE INN AND CONFERENCE CENTER

Meeting space	21,972 sq. ft.
Buildings	3
Auditorium seating	115
Meeting rooms	19
Seat capacity	1,071
Ocean-view banquet capacity	180
The Inn	92 rooms, 94 beds
Fountain Café and Bar capacity	50

LIBRARY

Print volumes	116,876
Volumes available through NOBLE	3.83 million
Periodicals: electronic access	124,809
Circulation during academic year	17,221
Interlibrary Loans: items loaned	5,954
Interlibrary Loans: items received	6,199

DINING

On-campus dining areas (Sodexo)	4
Local businesses accepting Endicott Gull Card	23
Gull Card sales at area businesses (FY 2010–11)	\$328,874

CAMPUS SAFETY

Hours of operation	24/7/365
Full-time/Part-time officers	19/8
Types of patrol	foot, bike, ATV, auto

Safety Programs/Services

- Alcohol safety and prevention
- Crime prevention
- Campus escorts & Safe Ride van
- License plate recognition system
- Rape awareness defense
- First Year Experience programming/safety education

The Clery crime statistics are available at www.endicott.edu/Student/CampusSafety-Student.aspx

TECHNOLOGY

Services

- One Card ID system (dining on and off campus, library, campus/building access)
- C.O.A.S.T. system for online access to academic information and student services
- Trend Micro Anti-Virus software free of charge
- Wireless access in all buildings on campus
- Technology Support Help Desk accessible by all members of the Endicott College community
- Printing stations and Copy Center available
- Endicott e-mail and Learning Management System accessible from the internet
- Cable Television by DIRECTV/Campus Televideo, HD available
- Partnerships with Micros Northeast, e-Academy, Dell, and Apple
- Campus bandwidth upgraded to 500MB in summer 2011

Classrooms and Laboratories

- Seven teaching computer labs
- Cyber Café (open 24/7)
- 55 technology-enhanced classrooms and labs
- 160 PCs and Macs available for general student use
- GullNet system for online course activity



ACADEMICS

THE UNDERGRADUATE COLLEGE

SCHOOLS AND DEGREE PROGRAMS

School of Arts and Sciences

- Bachelor of Science in Biology/Biotechnology
 - Concentrations: Pre-Professional, Environmental Science
- Bachelor of Science in Computer Science
 - Concentration: Interactive Computing Technologies
- Bachelor of Science in Criminal Justice
- Bachelor of Arts in English
 - Concentrations: Creative Writing, Literary Studies
- Bachelor of Science in Environmental Science
- Bachelor of Arts in History
- Bachelor of Arts in International Studies
- Bachelor of Arts in Liberal Studies
- Bachelor of Science in Political Science
- Bachelor of Science in Psychology
 - Concentrations: Criminal Justice, Human Services

School of Business

- Bachelor of Science in Accounting
- Bachelor of Science in Business Administration
 - Concentrations: Entrepreneurial Studies, Finance, International Business, Management, Marketing

School of Communication

- Bachelor of Science in Communication
 - Concentrations: Digital Film Making, Digital Journalism, Marketing Communication, Media Studies
- Bachelor of Science in Internet Studies

School of Education

- Bachelor of Arts in Liberal Studies/Education
 - Concentrations: Early Childhood Teacher Licensure, Elementary Teacher Licensure

School of Hospitality Management

- Bachelor of Science in Hospitality Management
 - Concentrations: Events Management, Senior Community Management

School of Nursing

- Bachelor of Science in Nursing

School of Sport Science and Fitness Studies

- Bachelor of Science in Athletic Training
- Bachelor of Science in Physical Education
 - Concentrations: Exercise Science, Teacher Licensure
- Bachelor of Science in Sport Management



School of Visual and Performing Arts

- Bachelor of Fine Arts
Concentrations: Creative Arts Therapy, Studio Art
- Bachelor of Fine Arts in Visual Communications
Concentrations: Graphic Design, Photography
- Bachelor of Science in Interior Design
Concentration: Sustainable Design

ASSESSMENT

Pass Rates on External Examinations

Athletic Training 2011 graduates	
NATA Board of Certification Licensure Exam (first try)	88%
Nursing 2011 graduates	
National Council Licensure Examination (first try)	97%
Education 2011 graduates	
Massachusetts Test of Educator Licensure	100%

HONOR SOCIETIES AND PROGRAMS

Alpha Phi Sigma	(Criminal Justice)
Eta Sigma Delta	(Hospitality)
Iota Gamma Chi	(Liberal Studies)
Kappa Delta Pi	(Education)
Lambda Pi Eta	(Communication)
Mortar Board	(College-wide)
Phi Alpha Theta	(History)
Phi Sigma	(Biological Sciences)
Psi Chi	(Psychology)
Sigma Beta Delta	(Business)
Sigma Iota Rho	(International Studies)
Sigma Theta Tau	(Nursing)
Sigma Xi	(Research)
Endicott Scholars Program	(College-wide)

ACADEMIC RESOURCES

Services: Writing Center, Advising Services, Center for Teaching and Learning

Tutoring Services Accreditation *	C.R.L.A.
Level 1 Certified Peer Tutors (Regular)	81
Level 2 Certified Peer Tutors (Advanced)	11
Level 3 Certified Peer Tutors (Master)	10

* *College Reading and Learning Association*

CLASS SIZES

Excluding internships, capstones, independent studies, clinicals, and student teaching:

Classes under 40 students	100%
Classes under 30 students	95%
Classes under 20 students	61%
Average class size	17.6

INTERNSHIPS

Number of students on internship in January 2011 (120-hour)	671
Number of students on internship in summer 2011 (140-hour)	362
Number of students on full-semester internships 2010/2011	351
Number of states represented (internship sites)	26
Number of countries represented (internship sites)	10
Number of new internship sites established in 2010/2011	810
Number of alumni internship sites	103
% of full-semester interns who received a job offer from their internship sites	40%

STUDY ABROAD

Full-semester study abroad (Fall 2010, Spring 2011)	107
Short-term programs (Winter, Summer 2010)	49

Countries included:

Australia, China, Costa Rica, Denmark, Ghana, Greece, India, Ireland,
Italy, Korea, New Zealand, South Africa, Spain, various (semester-at-sea)

ROTC

Army – through cooperating institution: MIT – Paul Revere Battalion:
member institutions include Harvard University, Salem State University, and Tufts University



THE VAN LOAN SCHOOL OF GRADUATE AND PROFESSIONAL STUDIES

Undergraduate, Graduate, and Executive Education Programs

ADULT UNDERGRADUATE PROGRAMS

Associate in Science in Business
Associate in Science in Integrated Studies
Associate in Science in Liberal Studies
Bachelor of Science in Business Administration
Bachelor of Arts in Liberal Studies
Bachelor of Arts in Liberal Studies with a Concentration in Education
Bachelor of Science in Nursing (R.N. to B.S.)
Bachelor of Science in Psychology

GRADUATE PROGRAMS

Master of Arts in Interior Design

Master of Fine Arts in Interior Design

Master of Business Administration (MBA)

Master of Business Administration for the Experienced Professional (part-time)
Specializations include: General Management, Entrepreneurship,
Human Resources Management, Project Management, and Marketing
Master of Business Administration for the Early Career Professional (part-time)
Master of Business Administration Full-time Intensive
MBA Online

Master of Education, leading to Massachusetts educator licensure

Autism and Applied Behavior Analysis – Special Needs licensing option
Elementary Education – Initial and Professional Licensure
Elementary Education and Early Childhood – Professional Licensure
Reading and Literature– Initial and Professional Licensure
Montessori Early Childhood – Special Needs licensing option
Special Needs (Moderate Disabilities, PreK–8, 5–12)– Initial and Professional Licensure
Special Needs (Severe Disabilities, all grades)– Initial and Professional Licensure
Special Needs with Applied Behavior Analysis Preparation – Initial and Professional Licensure

Master of Education, not leading to Massachusetts educator licensure

Arts and Learning
Athletic Administration
Autism and Behavioral Studies – non-licensure program option
Integrative Learning
International Education
International Education Administration
International Education: Teaching English as a Second Language
International Education: Specialization in Educational Technology
Montessori Focus: Early Childhood
Montessori Integrative Learning
Organizational Management
Special Needs (Severe Disabilities) – non-licensure program option

Master of Science in Information Technology

Master of Science in Nursing

Other Graduate Programs

Accelerated Secondary Teacher Preparation Programs – Initial Licensure

Certificate in Autism

Certified Applied Behavior Analysis Technician (CABA-Tech®) Program

Graduate Certificate Program in Applied Behavior Analysis

Online Programs

Master of Business Administration

Master of Education – Integrative Learning

Master of Education – Montessori

International Sites

Devonshire, Bermuda

Prague, Czech Republic

Mexico City, Mexico

Madrid, Spain

Leysin, Switzerland



OUR STUDENTS

INSTITUTIONAL ENROLLMENT

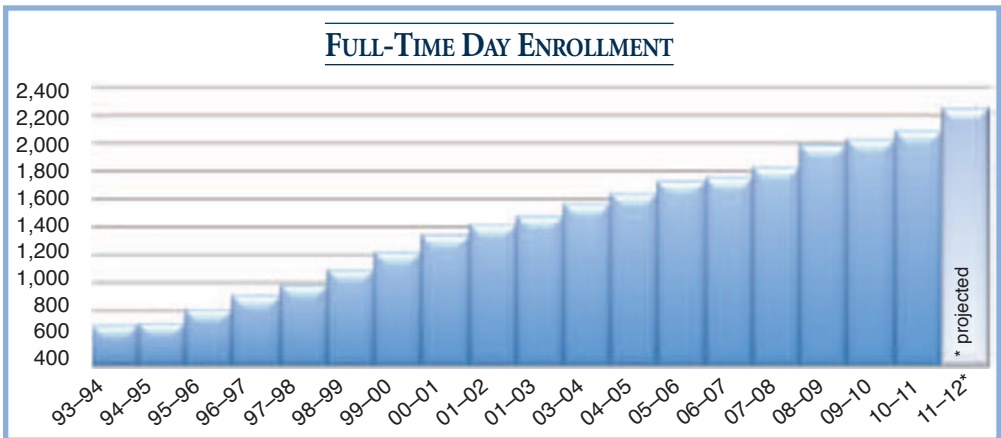
	Fall 2008	Fall 2009	Fall 2010	Fall 2011 (projected)
Traditional Undergraduate	1,997	2,043	2,096	2,250
Graduate and Professional Studies	2,223	2,332	2,327	2,400
Totals	4,220	4,375	4,423	4,650

Includes all credit-earning students at all locations.

ENROLLMENT: TRADITIONAL UNDERGRADUATES

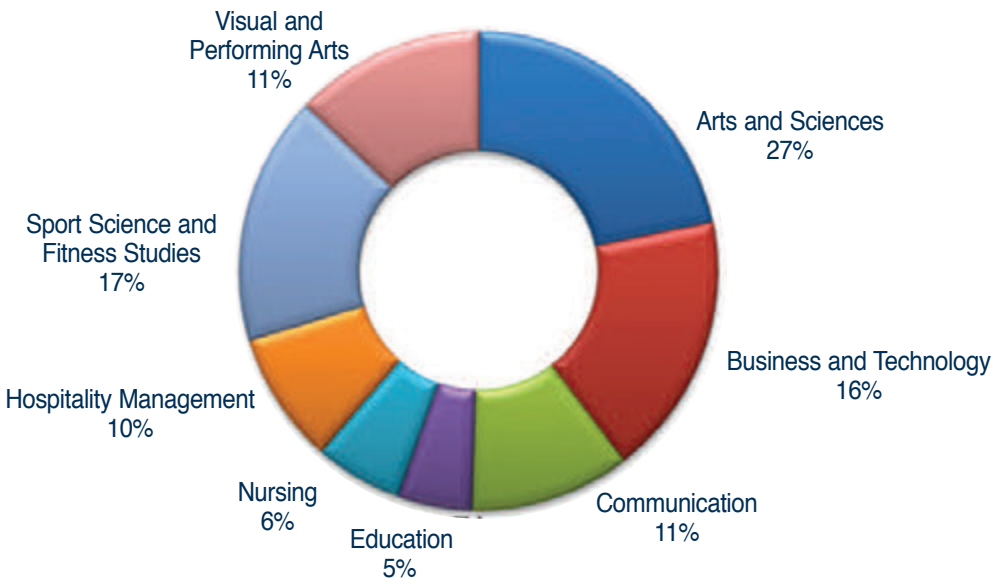
(U.S. Day Division: Based on Fall 2010 data)

Full-time	2,082
Part-time	14
Total head count	2,096
Percent of students who live on campus	84%



ENROLLMENT BY SCHOOL

(Day Division, Full-time Students: Based on Fall 2010 data)

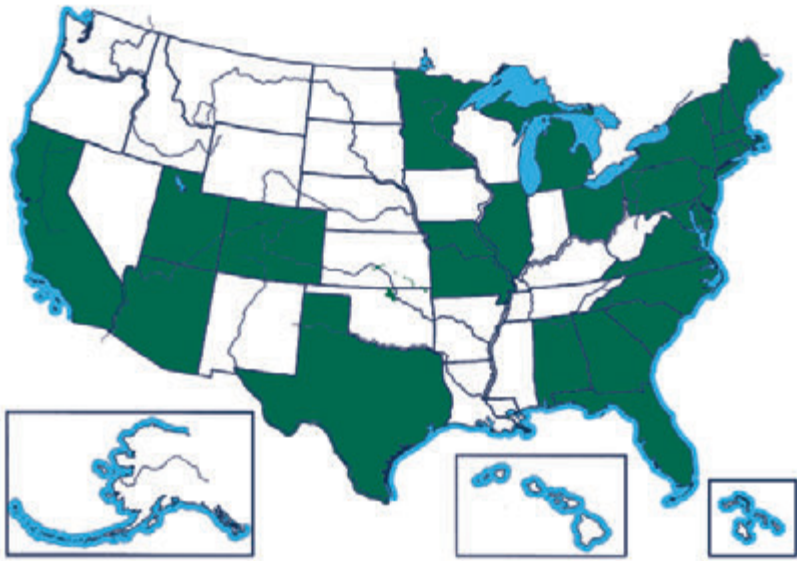


DEMOGRAPHICS OF TRADITIONAL UNDERGRADUATES

(Based on Fall 2010 data)

U.S. students come from:

Massachusetts	48%
Other New England states	42%
Outside New England	10%
States represented	28
International students (non-U.S., temporary visa)	3%
(from 28 different countries, the top three being Mexico, Spain, Bermuda, and Italy)	
Average age	19.6



ETHNICITY OF TRADITIONAL UNDERGRADUATES

(Fall 2010 data, self-declared)

Black/Non-Hispanic	2%
Asian or Pacific Islander	1%
Hispanic	2%
White/Non-Hispanic	84%
Race/Ethnicity Unknown/Unspecified	8%
Two or more races	1%
Non-resident aliens	3%

RETENTION RATE

(Full-time, first year to second year)

Freshmen entering 2010, returning 2011 (projected)	87%
Four-year Average retention rate	82%
National average at four-year, private institutions (2009) *	68%
National average at four-year, public institutions (2009) *	73%

* Sources: 2009 IPEDS Fall Enrollment Survey, 2009 IPEDS Institutional Characteristics Survey

GRADUATION STATISTICS

Associate degrees awarded (AY 2009–10)	21
Bachelor degrees awarded (AY 2009–10)	486
Master's degrees awarded (AY 2009–10)	212
Six-year graduation rate (Day division, 2004 admits)	69%
Six-year graduation rate – all private non-profit institutions (U.S.) *	65%
Six-year graduation rate – all public institutions (U.S.) *	55%
Six-year graduation rate – all private for-profit institutions (U.S.) *	22%
Six-year graduation rate – all institutions (U.S.) *	57%

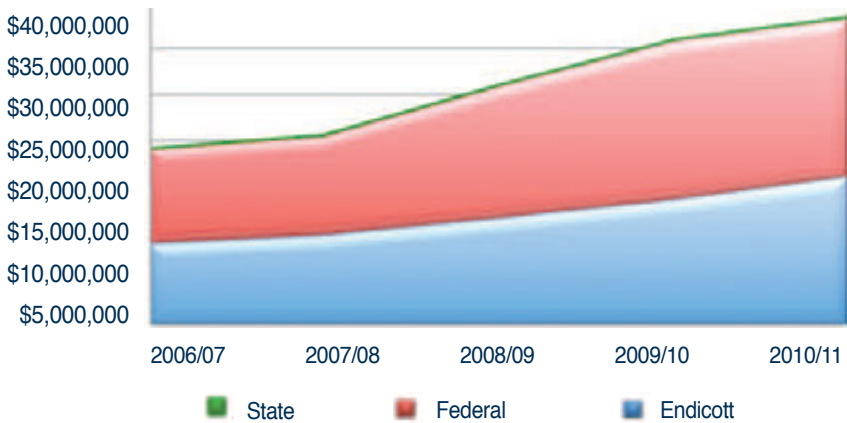
* Source: National Center for Education Statistics

STUDENTS ON FINANCIAL AID

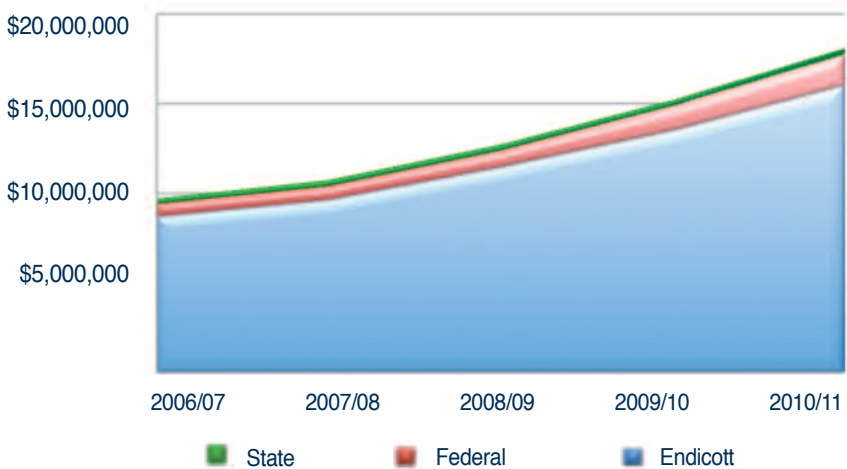
(Fall 2010 data)

Percent of students receiving any financial aid	85%
Average aid package	\$18,890
Percent of students receiving institutional aid	78%
Average cumulative federal loan debt upon graduation	\$20,343

FINANCIAL AID AWARDED



SCHOLARSHIPS AWARDED



CAREER DATA

64% of 2010 graduates responded to Endicott's *Career Survey*; of that number:

Day Division graduates employed full-time after 12 months	77%
Day Division graduates enrolled continuing education	18%
Day Division graduates seeking employment	1%
Day Division graduates employed by former internship site/contact	42%
Day Division graduates employment related to major	89%

CAREER & POSTGRADUATE EDUCATION DATA

based on Endicott's Career Survey of 2010 graduates (64% response rate)

2010 Graduates	Employed Full-time	Pursuing Further Education
All Students	77%	18%
Arts and Sciences	68%	26%
Business and Technology	85%	13%
Communication	78%	15%
Education	81%	13%
Hospitality Management	91%	12%
Nursing	94%	0%
Sport Science and Fitness Studies	65%	35%
Visual and Performing Arts	71%	7%

Sample of graduate and professional schools attended by Endicott graduates:

- Art Institute of California
- Boston Architectural Center
- Boston College
- Boston University
- Culinary Institute of America
- Emerson College
- Endicott College
- Fairfield University
- Georgetown University
- Johns Hopkins University
- London School of Economics
- Massachusetts School of Law
- New England School of Law
- Northeastern University
- Smith College
- Suffolk University
- Syracuse University
- University of Massachusetts Medical School

ADMISSION DATA

FRESHMAN CLASS ENTERING FALL 2011

Statistical projections based on data available in August 2011

Applications	3,719
Offers of admission	2,440
Percent offered admission	66%
Enrolled (freshmen and transfers)	721
Enrolled/Accepted	30%
Average SAT	1061
Average secondary school GPA	3.2
Average TOEFL (internet based)	92
Average TOEFL (paper based)	568
First-year students in top half of their high school classes	81%
Gender mix:	
Female	59%
Male	41%





FACTS & FIGURES

is a publication of
The Office of the President
and
The Endicott Research Center

ENDICOTT COLLEGE

376 Hale Street
Beverly, MA 01915

www.endicott.edu